

Youth in the MENA region: Coping with Uncertainty Jordan

A survey by Friedrich Ebert Foundation
in cooperation with
TNS Infratest Political Research
and the University of Leipzig

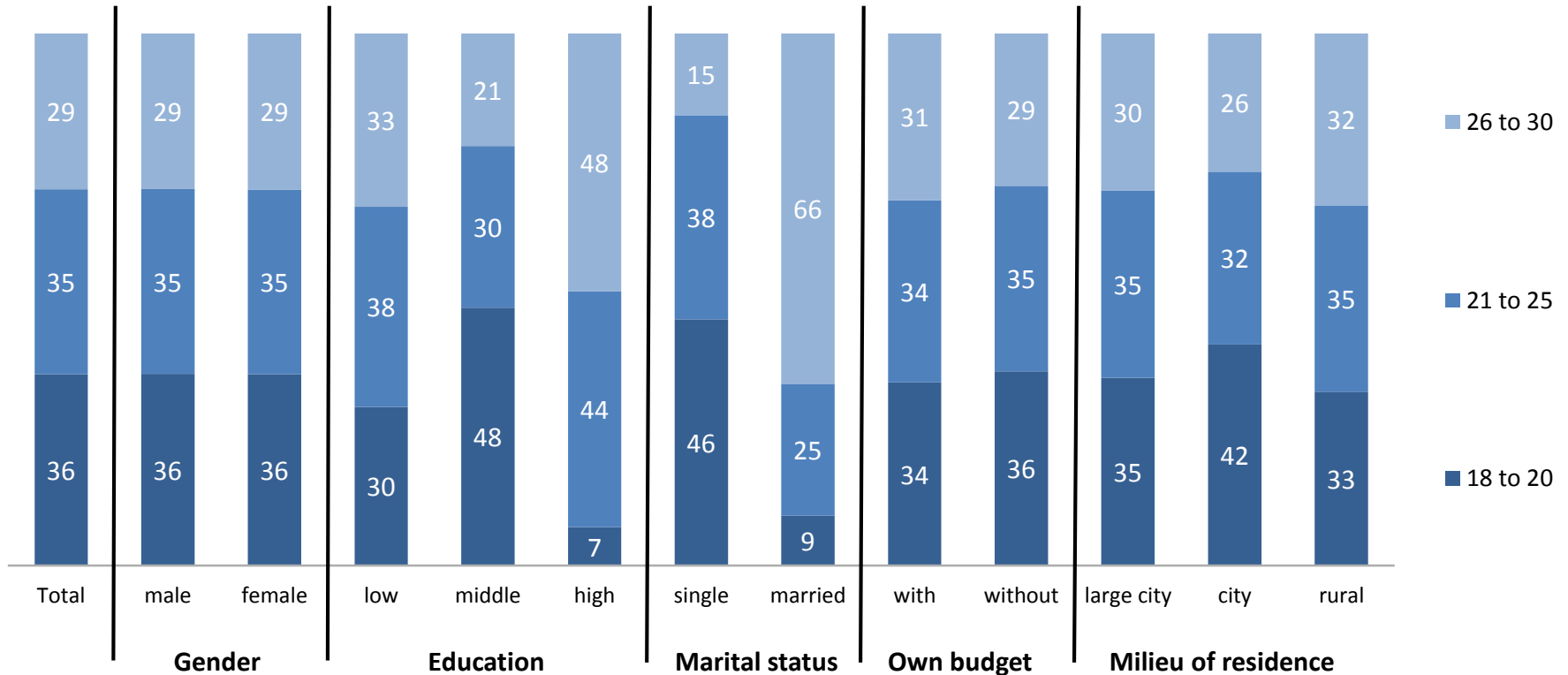
July 2017

Methodological overview

Universe	Population in Jordan , 18 to 30 years
Sample	Quota per age, gender, and region
Sample size	1,000 respondents
Fieldwork period	May - July 2016
Method of Data Collection	CAPI (computer assisted personal interview)
Conducting Institutes	Data Collection: PhenixCenter, Jordan Analysis and Reporting: TNS Infratest Political Research

PERSONAL SITUATION

Jordan: Age



Q4: Can you please tell me your year of birth?

Universe: National population, 18 to 30 years/
Values in percent

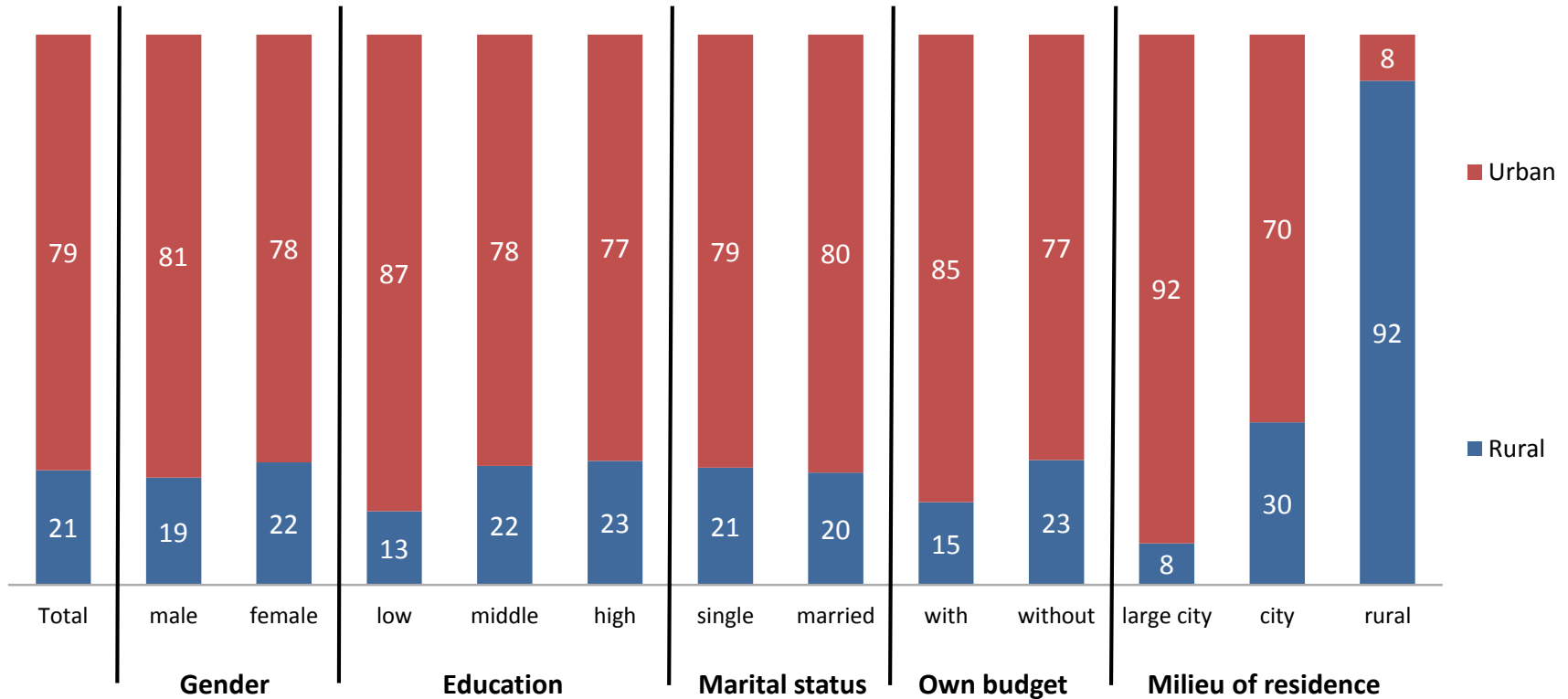
Jordan: Milieu of residence

	Gender		Education			Marital status		Own budget		Milieu of residence			
	Total	male	female	low	middle	high	single	married	with	without	large city	city	rural
Refugee camp	4	3	4	3	4	3	4	3	2	4			
Hamlet < 50	5	4	6	3	5	5	5	5	2	6			40
Village 50 – 1,000	5	6	5	2	6	7	6	4	4	6			46
Rural center 1,001 – 20,000	2	1	2		2	2	2	1	2	2		2	13
Small city 20,001 - 100,000	14	13	14	14	14	12	14	12	14	14		98	
Medium-sized city 100,001 - 500,000	33	34	32	50	31	32	31	38	35	33	47		
Large city > 500,000	37	39	36	29	38	40	38	35	40	37	53		

Universe: National population, 18 to 30 years/
Values in percent

Q5: Which is your milieu of residence?

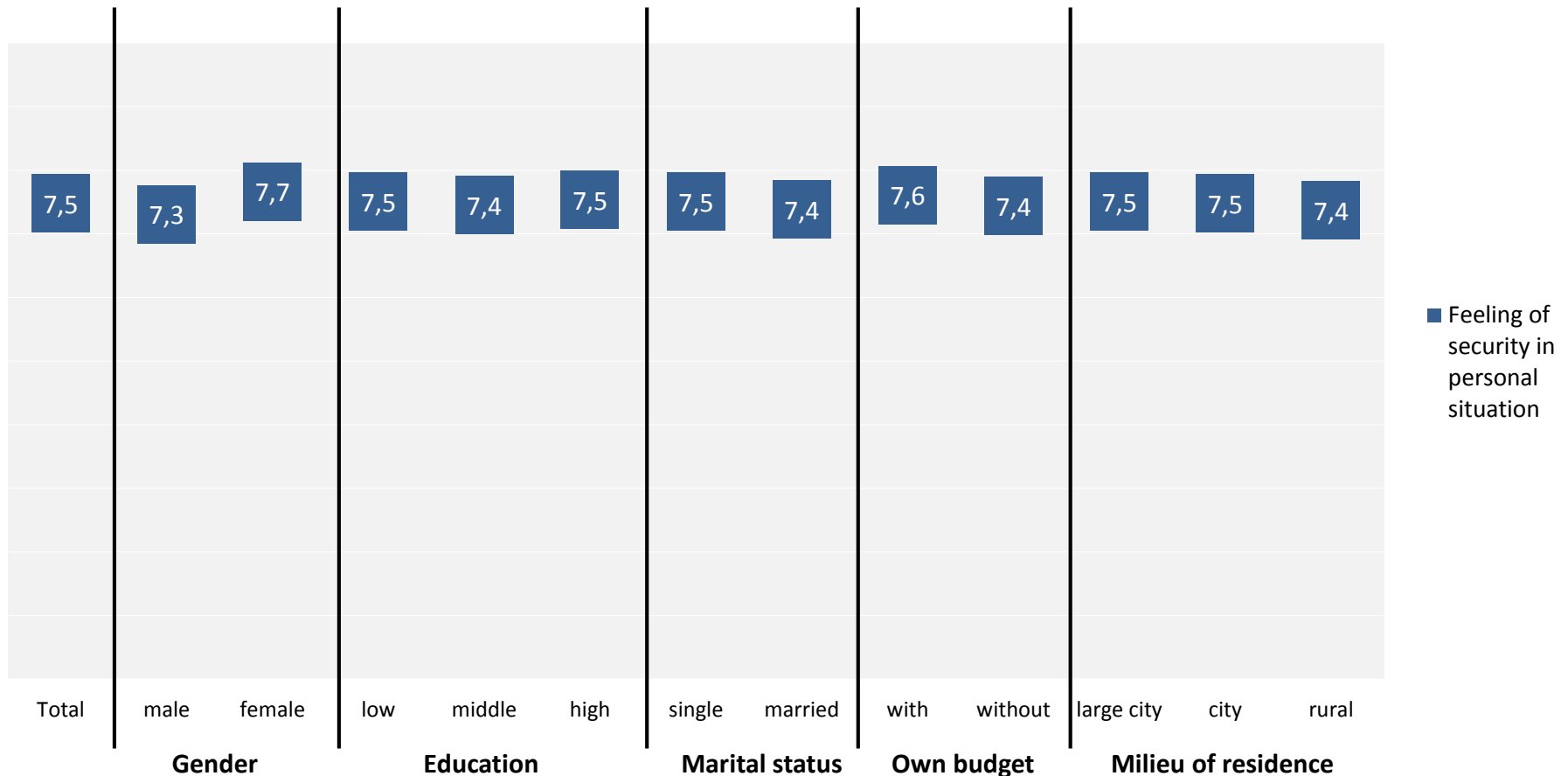
Jordan: Fieldwork area



Q7: Please select the fieldwork area

Universe: National population, 18 to 30 years/
Values in percent

Jordan: Personal situation - Feeling of security overall



Q9: If you consider your personal situation in all its parts and aspects today (school / job, family, economic situation, political transformations, future developments, etc.), all in all, do you feel rather secure or rather insecure? Please rate your situation on a scale from 1 (not at all secure) to 10 (totally secure).

Universe: National population, 18 to 30 years/
Average values

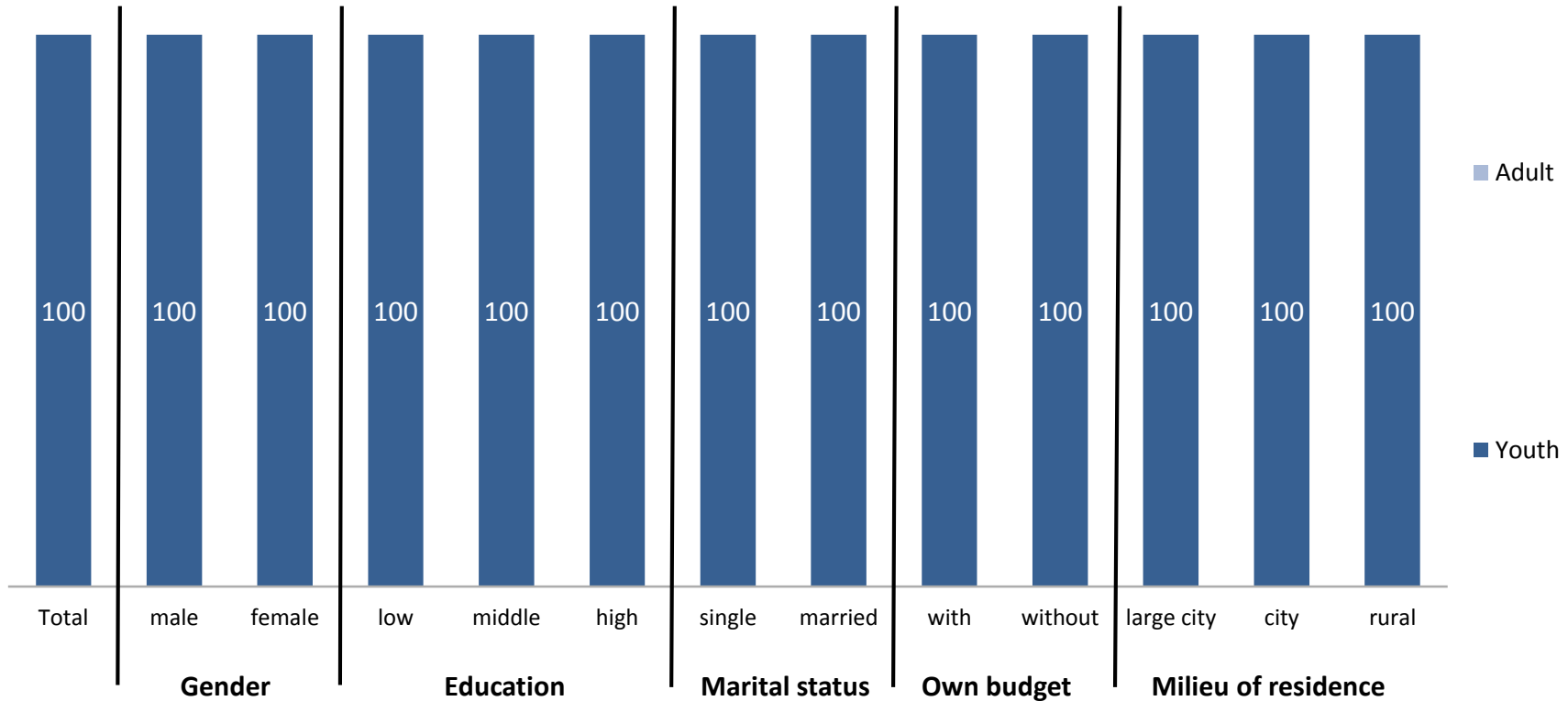
Jordan: Areas of security

	Total	Gender		Education			Marital status		Own budget		Milieu of residence		
		male	female	low	middle	high	single	married	with	without	large city	city	rural
My economic situation	6,4	6,1	6,7	5,9	6,4	6,7	6,4	6,4	6,8	6,2	6,5	6,1	6,3
My health status	8,1	8,2	8,0	7,6	8,2	8,1	8,2	7,8	8,2	8,0	8,2	7,4	8,1
My emotions	7,1	6,9	7,2	6,8	7,0	7,3	7,0	7,2	7,5	6,9	7,0	7,0	7,3
My exposure to violence	6,8	6,6	7,1	6,9	6,7	7,0	6,8	6,9	7,1	6,7	7,0	6,5	6,4
My access to food	8,0	8,1	7,9	7,6	8,1	8,1	8,1	7,7	8,4	7,9	8,1	7,7	7,9
The future of my family	7,5	7,5	7,6	7,0	7,6	7,7	7,6	7,2	7,9	7,4	7,6	7,4	7,5
The probability of armed conflict	6,3	6,2	6,4	6,8	6,1	6,5	6,2	6,4	6,7	6,1	6,2	6,6	6,2
My future professional career	6,5	6,7	6,4	5,9	6,5	6,9	6,7	6,1	7,2	6,3	6,5	6,6	6,5

Q10: Can you specify the area of security: I feel secure / insecure in the following fields:
Please rate your situation on a scale from 1 (not at all secure) to 10 (totally secure).

Universe: National population, 18 to 30 years/
Average values

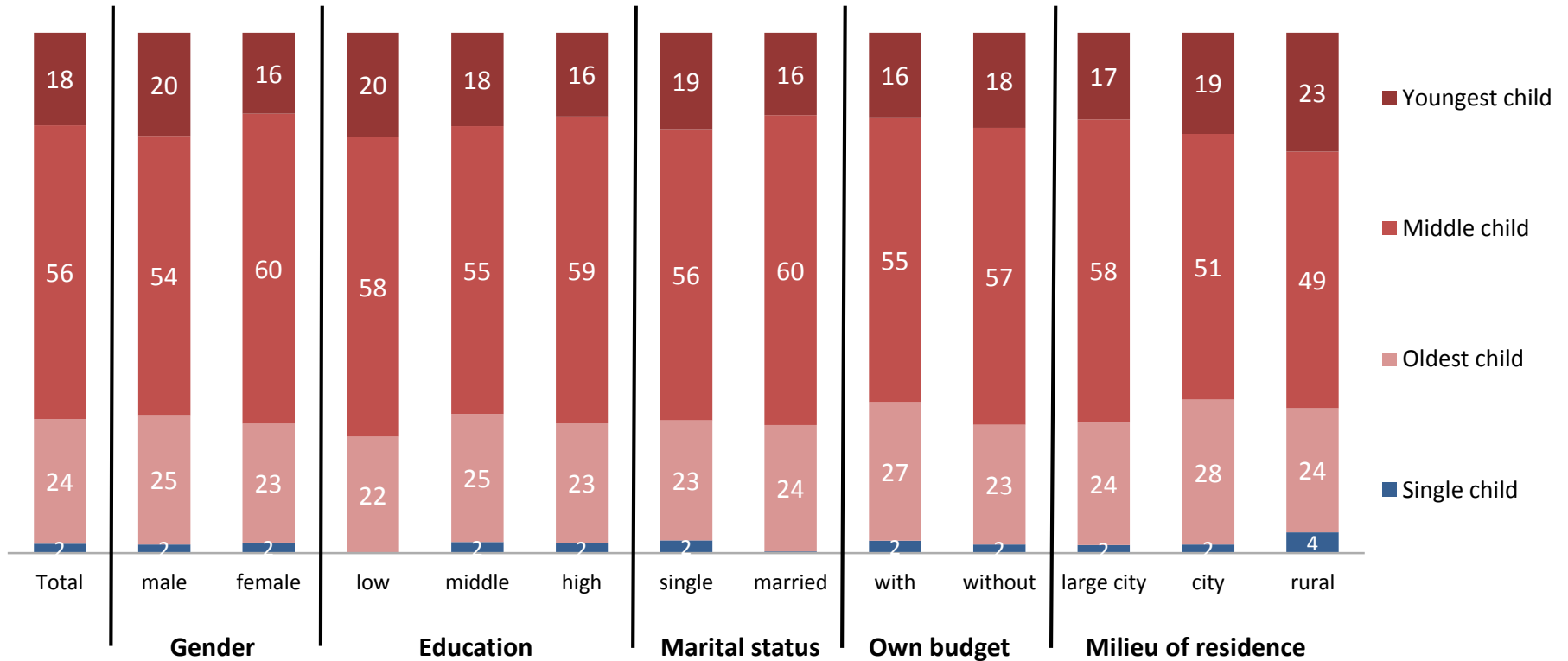
Jordan: Belonging to youths or adults



Universe: National population, 18 to 30 years/ In Jordan only respondents identifying as part of the youth were eligible for an interview/
Values in percent

Q11: Would you consider yourself to belong to the youths or to the group of adults?

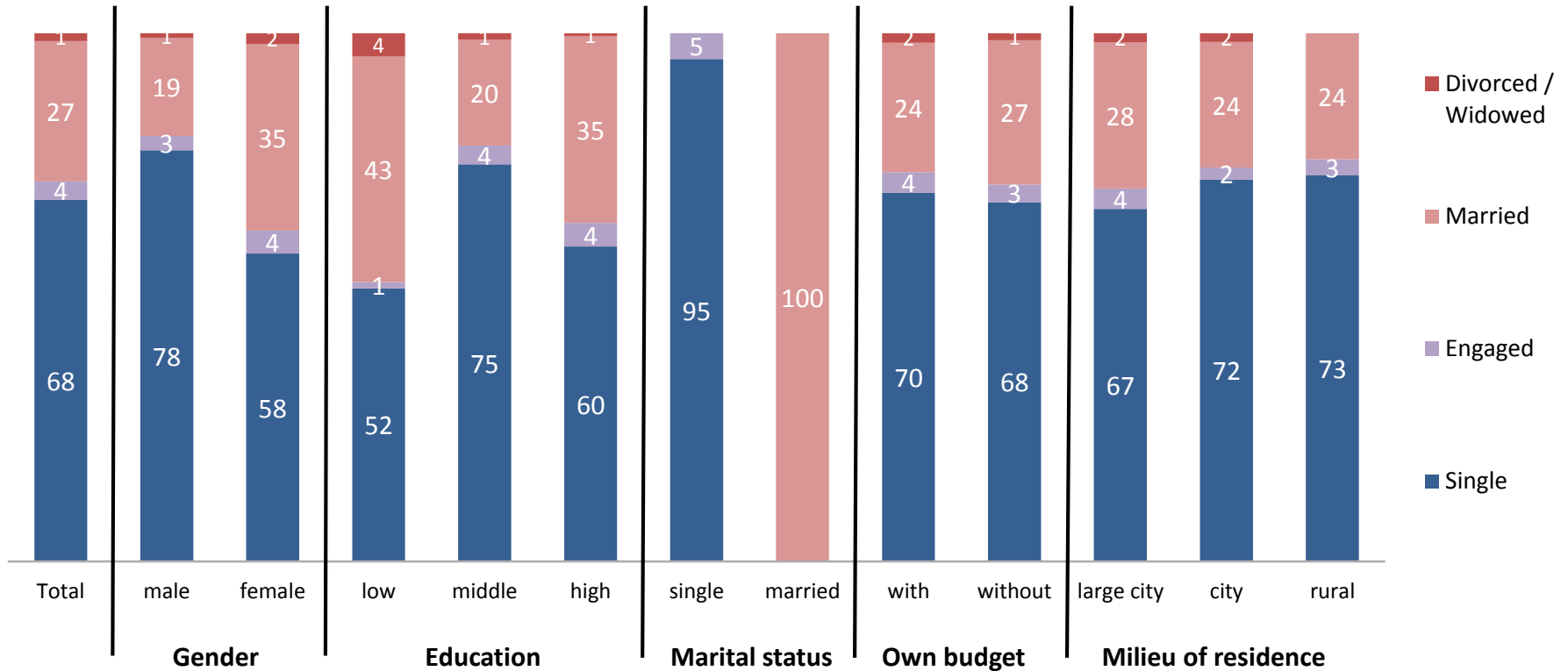
Jordan: Birth sequence



Q13: Birth sequence: Are you single child, oldest child, middle child or youngest child?

Universe: National population, 18 to 30 years/
Values in percent

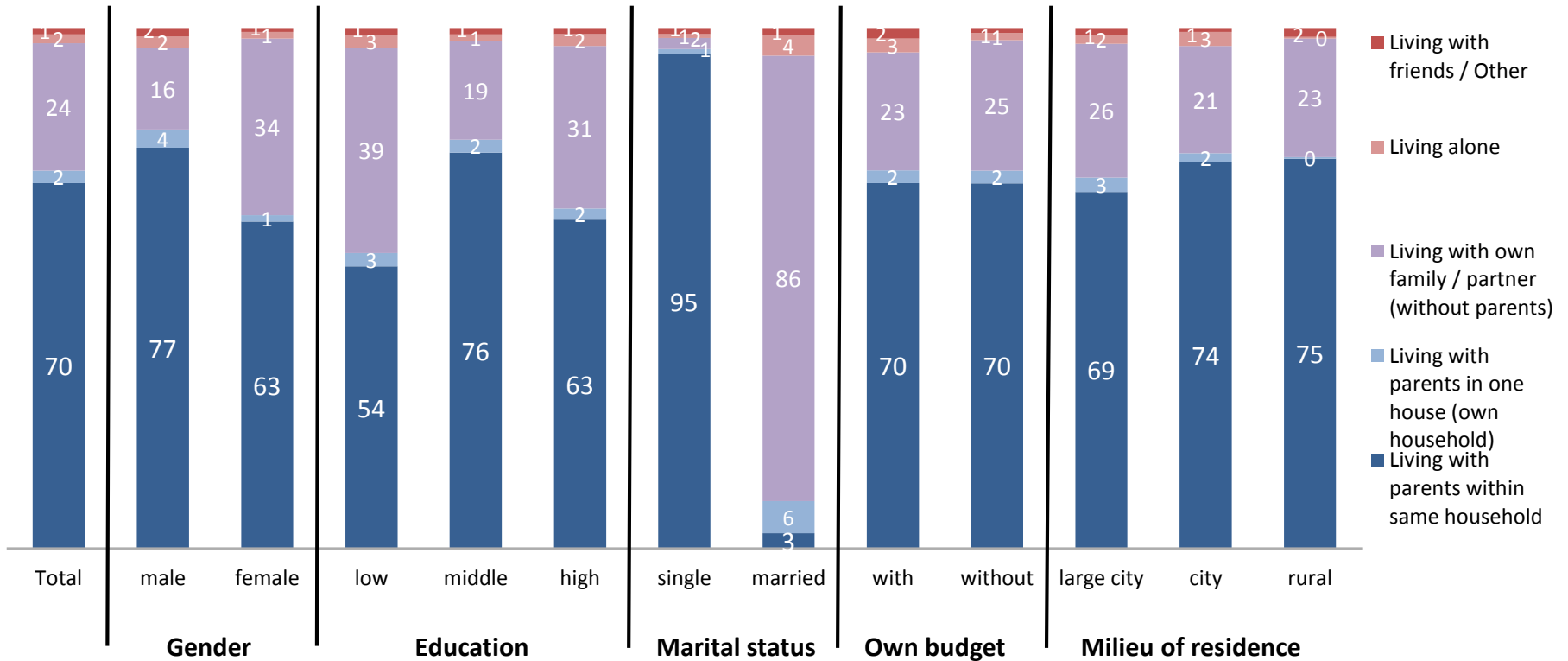
Jordan: Marital status



Q14: Marital status: Are you...?

Universe: National population, 18 to 30 years/
Values in percent

Jordan: Living situation



Q15: What is your current living situation?

Universe: National population, 18 to 30 years/
Values in percent

Jordan: Household size



Q16: Including yourself: how many people live in your household?

Q17: Among those: how many people are between 16 and 65 years old including yourself?

Universe: National population, 18 to 30 years/

Basis: Respondents not living on their own/

Average values

Jordan: Head of household

	Gender		Education			Marital status		Own budget		Milieu of residence			
	Total	male	female	low	middle	high	single	married	with	without	large city	city	rural
Myself	13	21	4	13	11	16	4	35	17	11	14	9	8
My husband / wife	16	2	31	31	11	21	1	58	12	17	16	17	16
My father	62	68	55	47	68	53	83	5	57	64	61	63	65
My mother	6	5	8	4	7	6	9	1	9	5	6	10	7
Nobody	0	1	0		0	1	1		1	0	0		1
Somebody else	3	3	2	5	2	3	3	2	4	2	3	1	2

Q18: Who is the head of household among the people you are living with?
Multiple answers possible

Universe: National population, 18 to 30 years/
Basis: Respondents not living on their own/ Values in percent

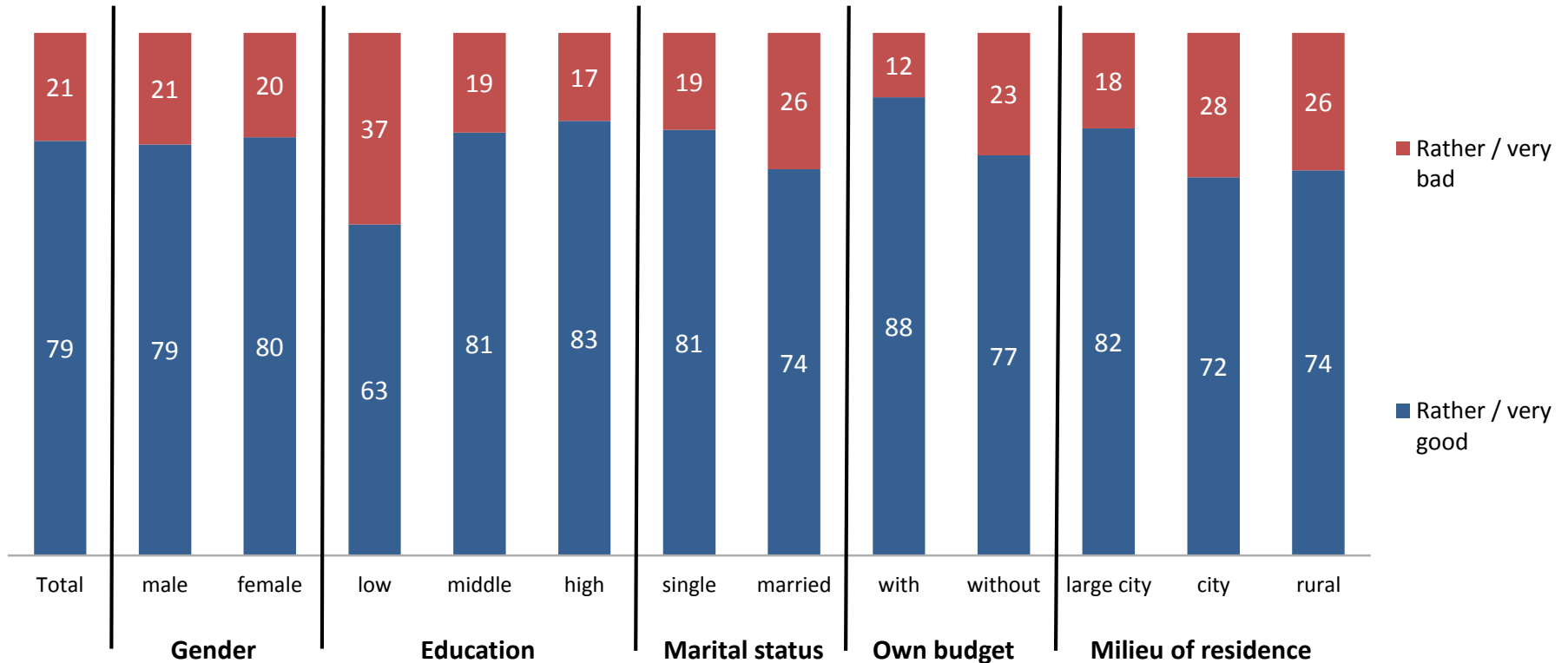
Jordan: Manager of everyday household affairs

	Gender		Education			Marital status		Own budget		Milieu of residence			
	Total	male	female	low	middle	high	single	married	with	without	large city	city	rural
Myself	13	21	4	13	12	16	4	35	17	12	14	10	8
My husband / wife	16	3	30	30	10	23	1	58	12	17	16	16	16
My father	59	65	52	45	65	50	79	4	52	61	57	61	65
My mother	10	8	12	6	11	7	13	1	13	8	9	12	9
Somebody else	3	3	3	6	2	3	3	2	6	2	3	1	2

Q19: Who manages everyday affairs for your household?
Multiple answers possible

Universe: National population, 18 to 30 years/
Basis: Respondents not living on their own/ Values in percent

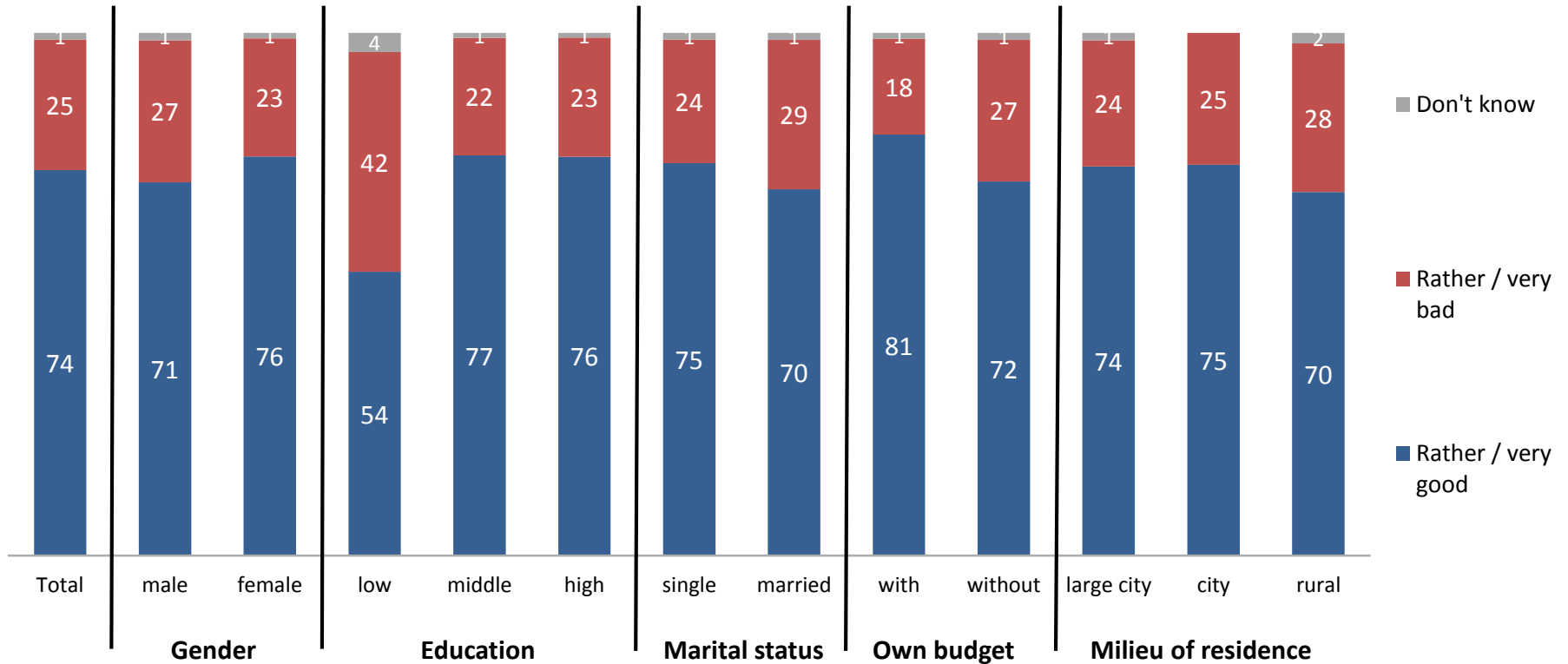
Jordan: Assessment of economic situation today



Q20: How would you assess the economic situation of your family today?

Universe: National population, 18 to 30 years/
Values in percent

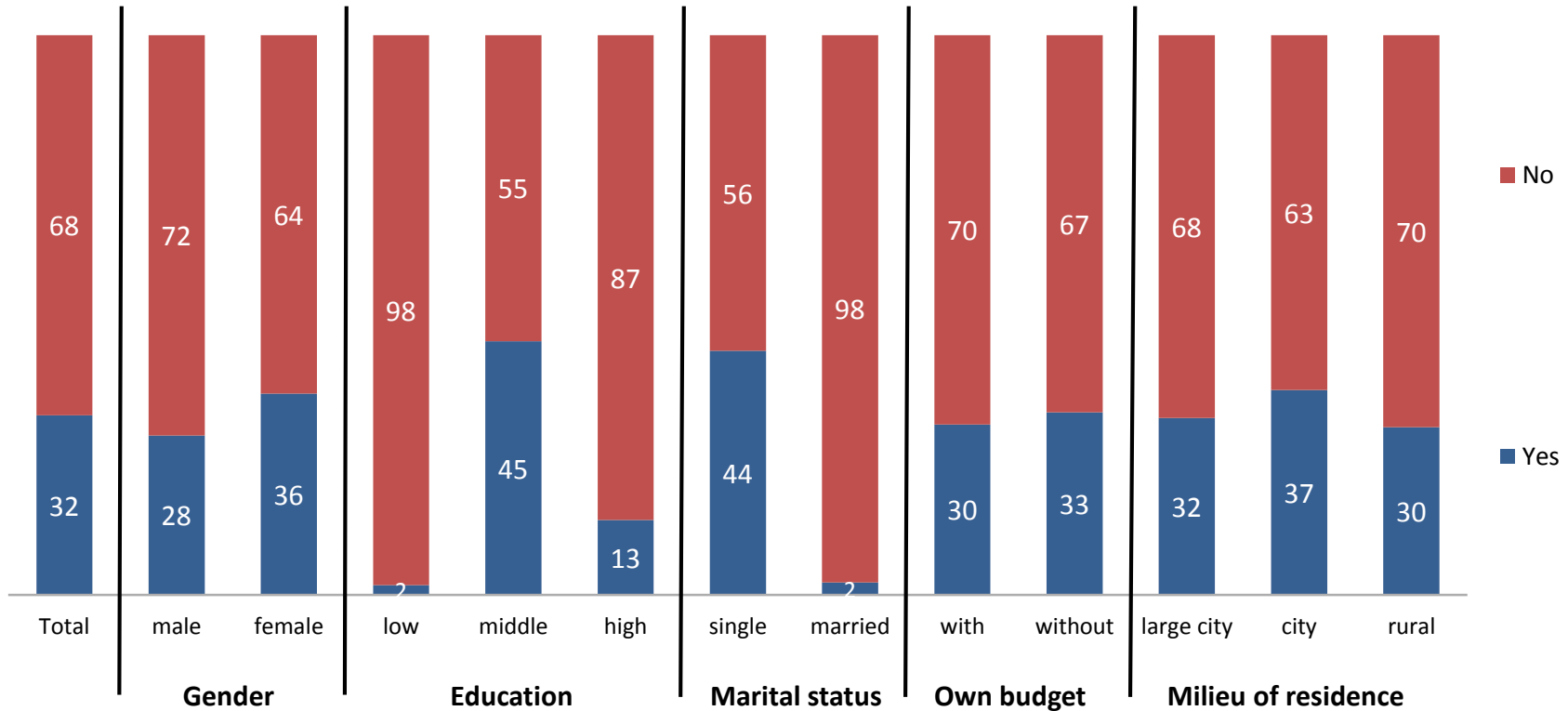
Jordan: Assessment of economic situation in 2010



Q21: How would you assess the economic situation of your family in 2010?

Universe: National population, 18 to 30 years/
Values in percent

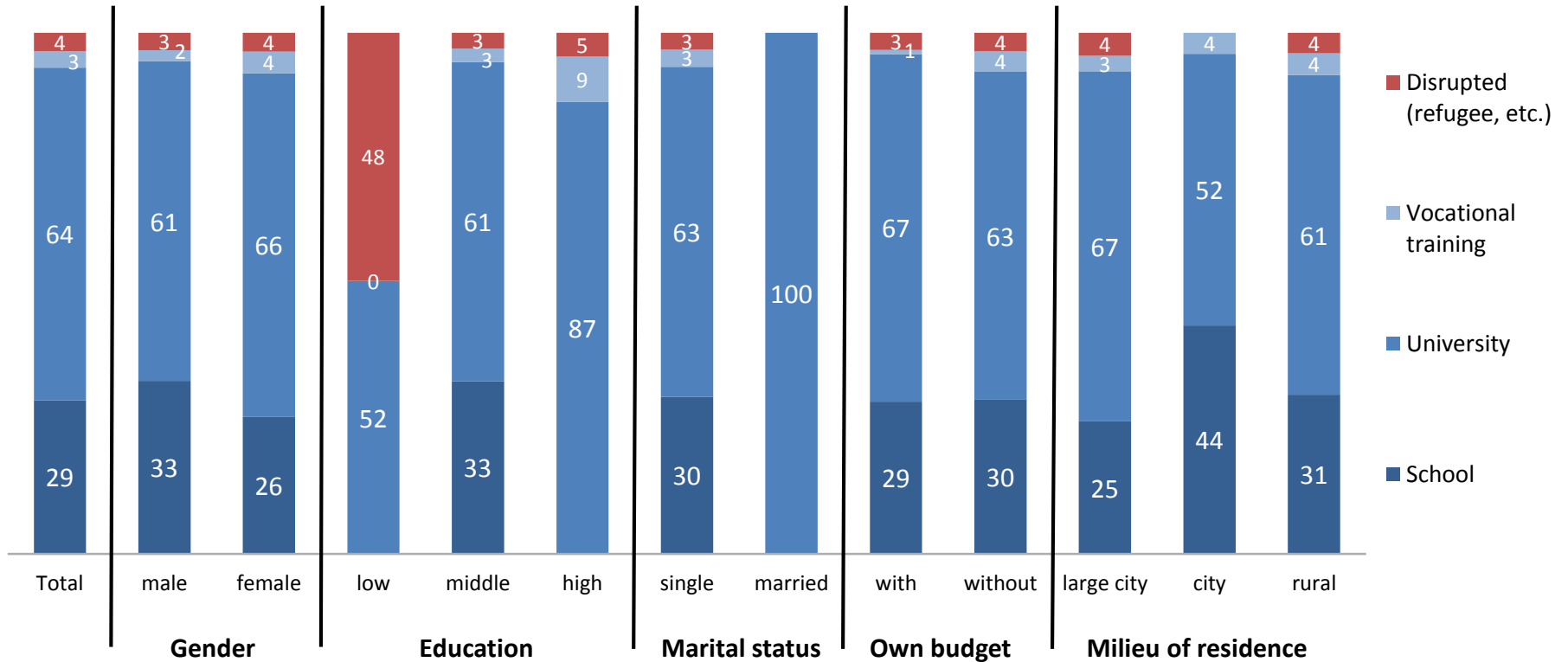
Jordan: Student



Q24: Are you a student?

Universe: National population, 18 to 30 years/
Values in percent

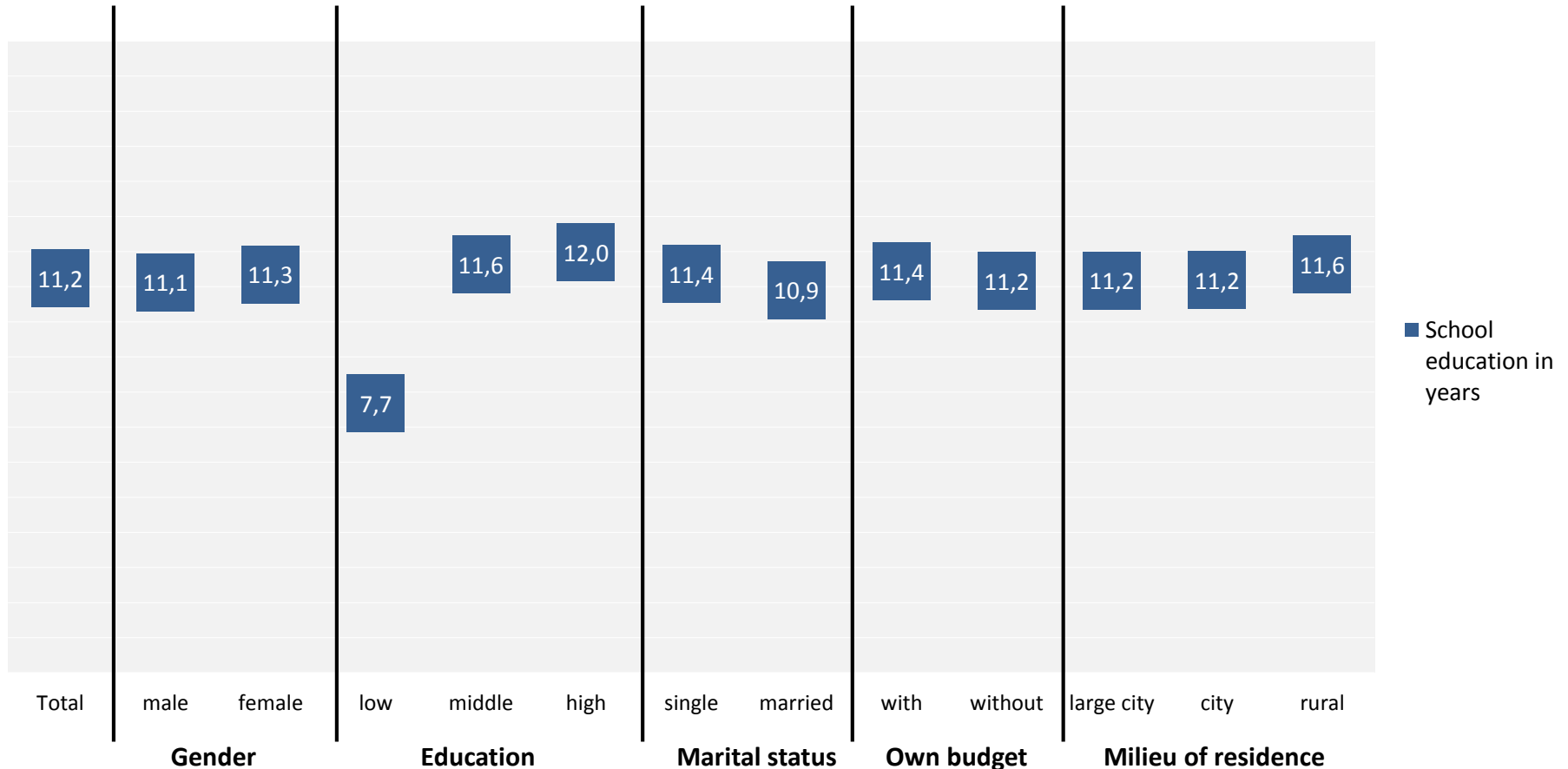
Jordan: Current education



Q25: Are you going to...?

Universe: National population, 18 to 30 years/
Basis: Respondents that are currently students (Q24)/
Values in percent

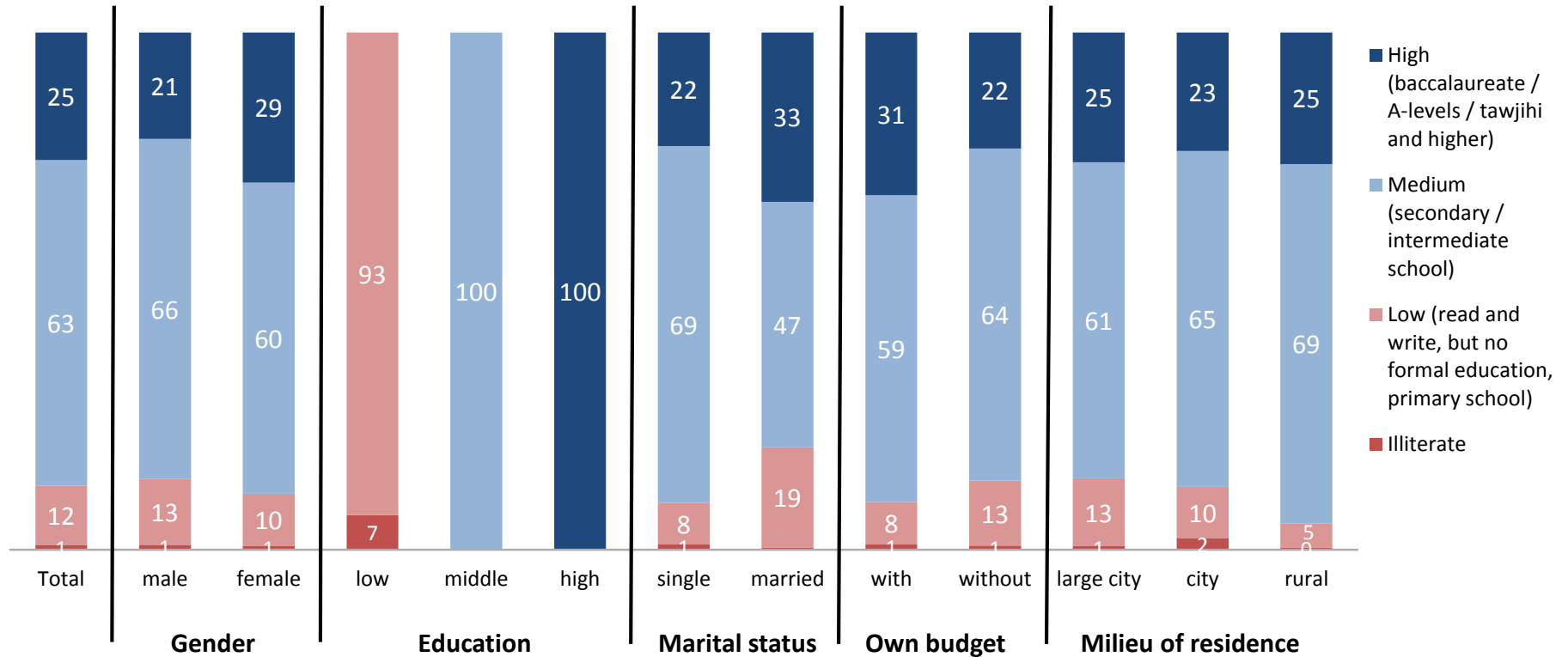
Jordan: Duration of school education



Q26: How many years did you go to school (excluding pre-school and university)?
Please, calculate total years (maximum: up until baccalaureate).

Universe: National population, 18 to 30 years/
Average values

Jordan: Highest degree achieved



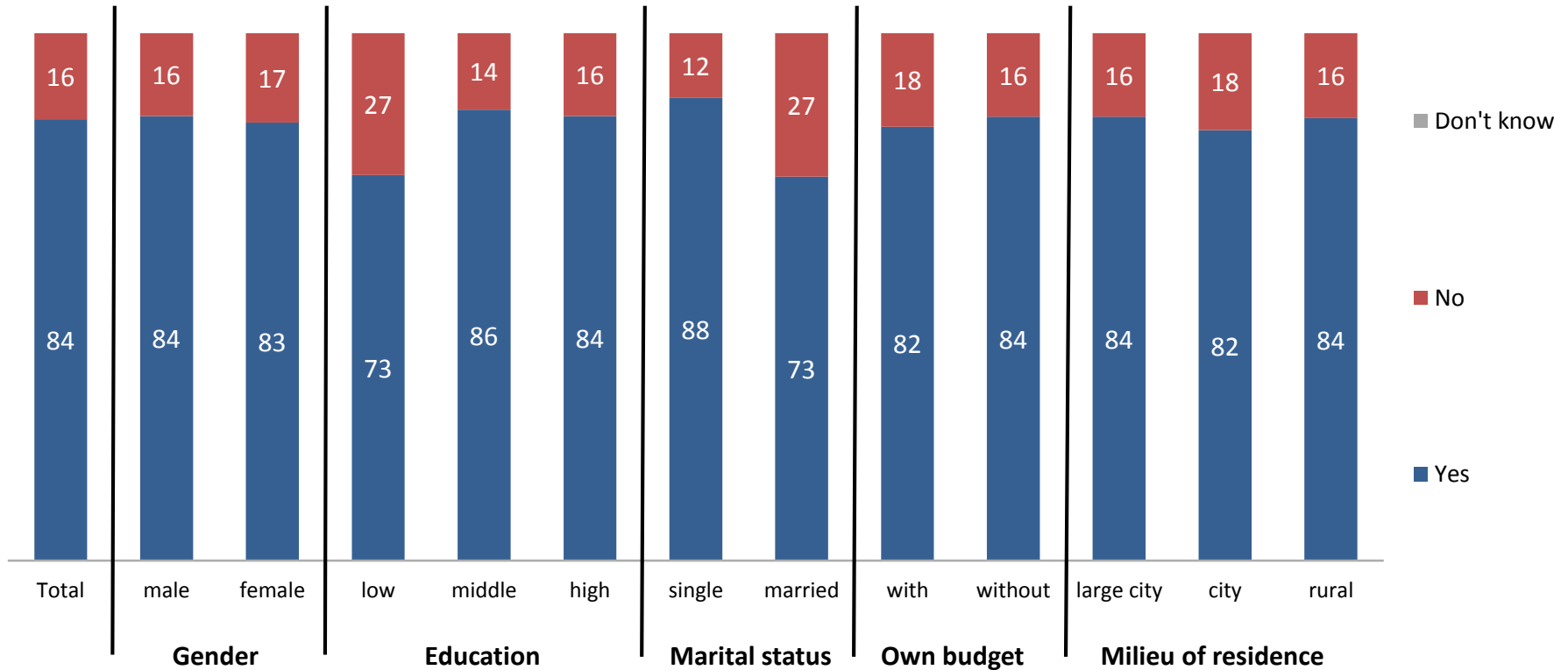
Q27: Which is your highest degree?

Universe: National population, 18 to 30 years/
Values in percent

Parents

FATHER

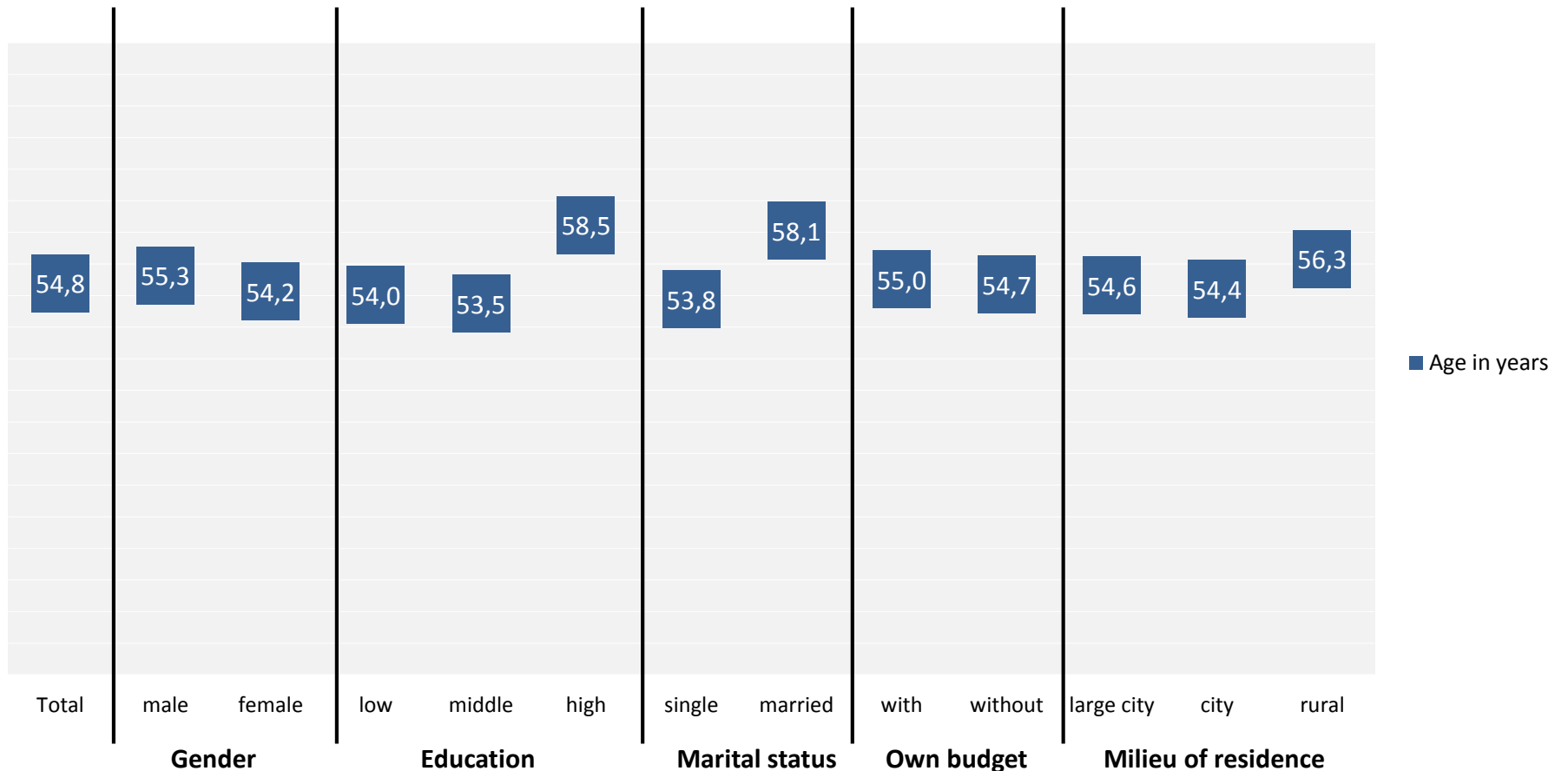
Jordan: Father alive



Q28: Is your father still alive?

Universe: National population, 18 to 30 years/
Values in percent

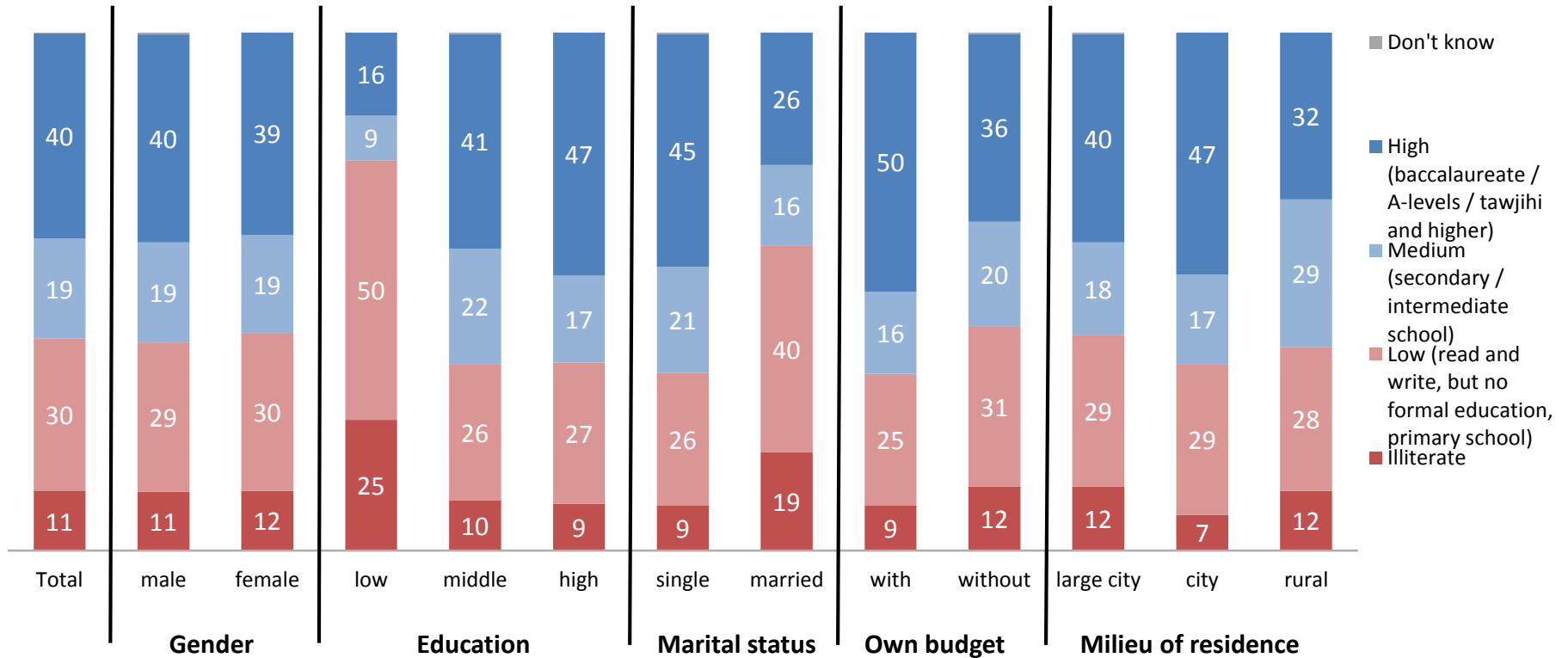
Jordan: Father's age



Q29: How old is your father?

Universe: National population, 18 to 30 years/
Basis: Father still alive (Q28)
Average values

Jordan: Father's highest level of education



Q30: What is / was his level of education (highest degree)?

Universe: National population, 18 to 30 years/
Values in percent

Jordan: Father's occupation(s)

	Total	Gender		Education			Marital status		Own budget		Milieu of residence		
		male	female	low	middle	high	single	married	with	without	large city	city	rural
State employee	29	30	27	21	28	35	31	23	29	29	28	30	30
Employee (with insurance)	10	10	10	8	10	12	11	8	10	10	10	11	10
Worker (no insurance, but continuous employment)	6	4	8	5	7	3	6	6	3	7	6	9	5
Remunerated labourer as part of a family business	2	1	4	3	2	3	2	3	2	3	3	3	0
Self-employed with higher education (medical doctor, etc.)	2	2	3	1	2	3	3	1	5	2	3	2	1
Self-employed without higher education, but qualification	13	14	12	10	15	10	13	10	16	12	15	7	3
Self-employed in agriculture	3	3	2	5	2	2	2	6	2	3	2	1	6
Self-employed in service sector (continuous work, unstable inc.)	11	11	10	11	12	7	11	8	12	10	11	9	5
Day labourer (unstable employment, unstable income)	5	5	5	10	5	2	5	5	2	6	5	3	4
Jobless / work without income	5	5	5	15	4	3	4	9	2	6	6	4	5
Retired	26	26	26	16	25	34	25	28	30	25	23	31	42
Other	1	1	1	3	1	1	1	2	1	1	1	3	2

Q31: What kind of different occupations/jobs did or does your father do? Multiple answers possible

Universe: National population, 18 to 30 years/
Values in percent

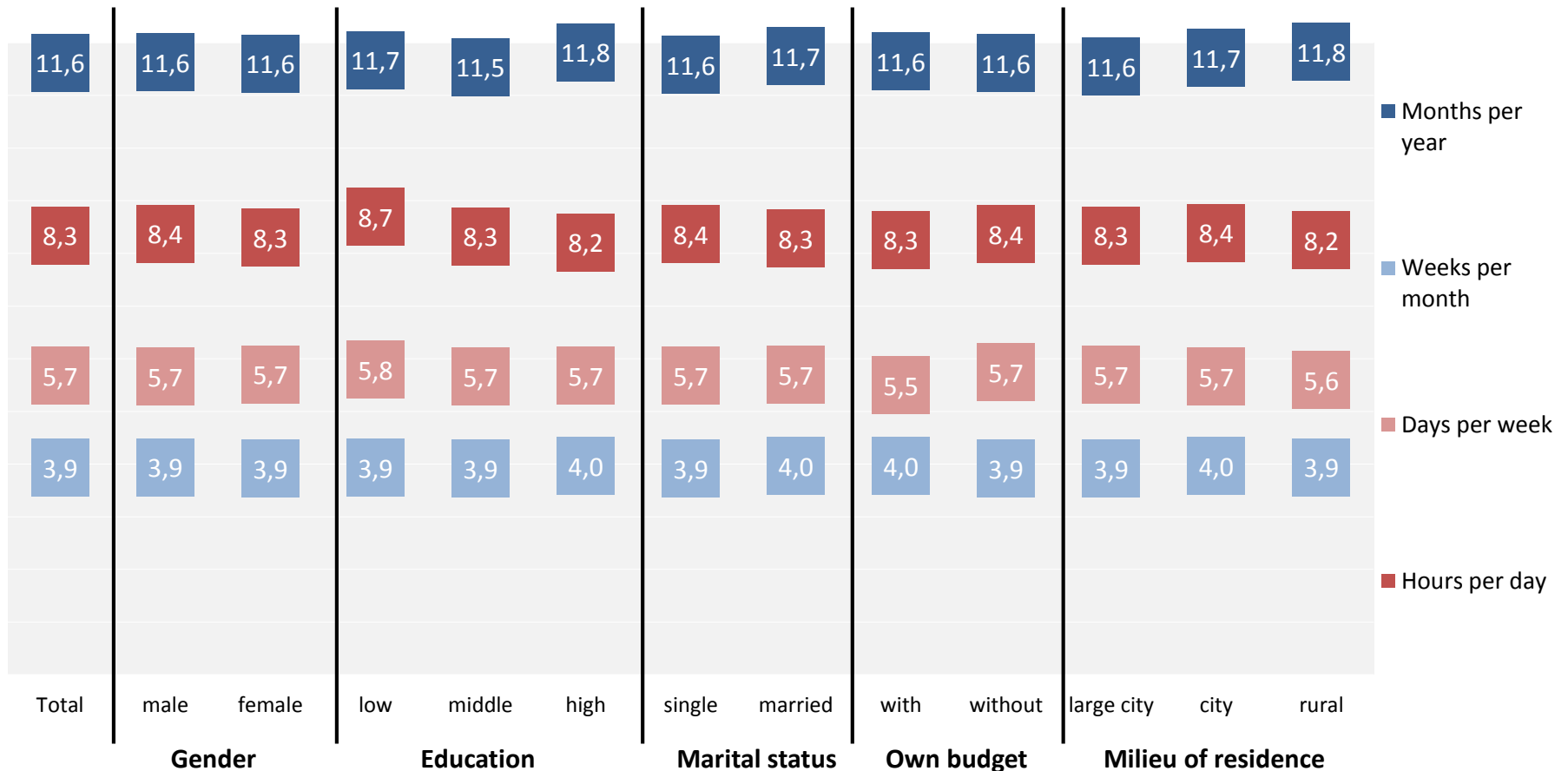
Jordan: Father's main occupation

	Total	Gender		Education			Marital status		Own budget		Milieu of residence		
		male	female	low	middle	high	single	married	with	without	large city	city	rural
State employee	26	28	25	19	26	31	28	21	27	26	26	27	28
Employee (with insurance)	10	10	9	8	10	10	11	8	10	10	10	11	8
Worker (no insurance, but continuous employment)	5	3	7	5	5	3	5	5	2	5	4	8	3
Remunerated labourer as part of a family business	2	1	3	3	2	2	2	2	2	3	2	3	0
Self-employed with higher education (medical doctor, etc.)	2	1	3	1	2	1	2	1	4	1	2	1	1
Self-employed without higher education, but qualification	12	14	11	10	14	10	13	10	16	11	14	7	3
Self-employed in agriculture	2	3	2	5	2	2	2	5	2	3	2	1	6
Self-employed in service sector (continuous work, unstable inc.)	10	9	10	11	11	7	10	8	10	10	10	8	5
Day labourer (unstable employment, unstable income)	5	5	5	9	5	2	5	5	2	6	5	3	3
Jobless / work without income	5	5	5	14	4	3	4	9	2	6	6	4	4
Retired	20	20	19	11	18	28	19	22	22	19	17	23	38
Other	1	1	1	3	1	1	1	2	1	1	1	3	2

Universe: National population, 18 to 30 years/
Values in percent

Q32: And what is / was his main occupation? (Job held the longest)

Jordan: Father's frequency of work



Universe: National population, 18 to 30 years/
Basis: Respondents whose fathers are not jobless (Q31,Q32)
Average values

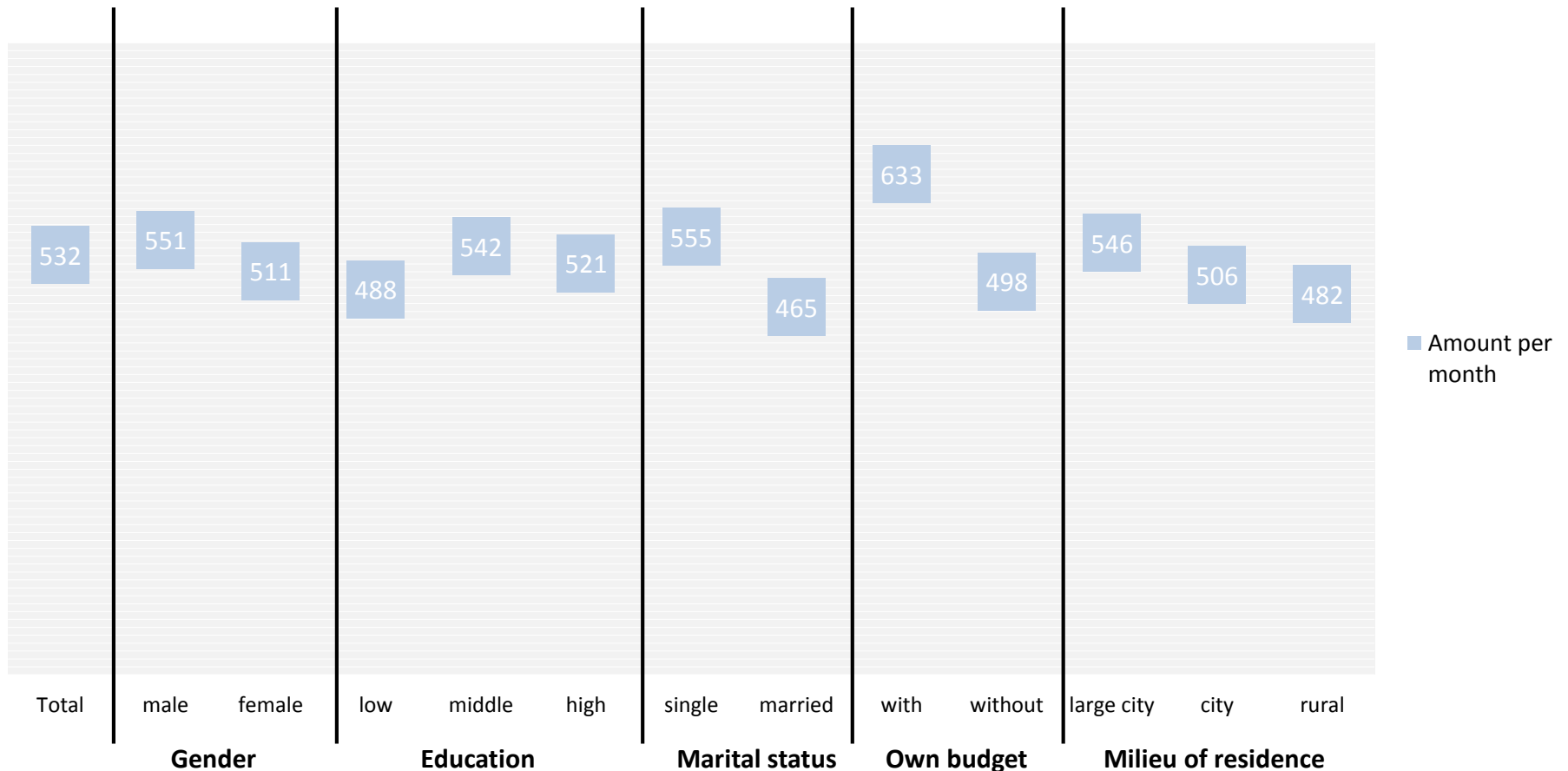
Q33: Concerning his main occupation, please tell me the...

Jordan: Form of payment - Father

	Total	Gender		Education			Marital status		Own budget		Milieu of residence		
		male	female	low	middle	high	single	married	with	without	large city	city	rural
Paid per day	11	12	11	16	12	9	13	8	12	11	12	9	8
Paid per week	4	4	3	4	4	2	3	4	4	4	4	3	1
Paid every fortnight	9	8	10	10	8	9	8	10	8	9	8	12	11
Paid per month	62	62	63	54	60	70	62	62	67	61	62	63	72
Paid per season	1	2	1	4	1	1	1	2	0	2	1	2	
Paid per job / task	6	5	6	5	7	3	6	6	4	6	6	2	3
Don't know	5	6	4	4	6	3	5	4	5	5	6	5	2
Not paid	2	3	2	4	2	3	2	3	0	3	2	4	3

Q34: What about his income? In his main occupation is he... Universe: National population, 18 to 30 years/
Respondents whose fathers are alive (Q28) and not jobless (Q31,Q32)/ Values in percent

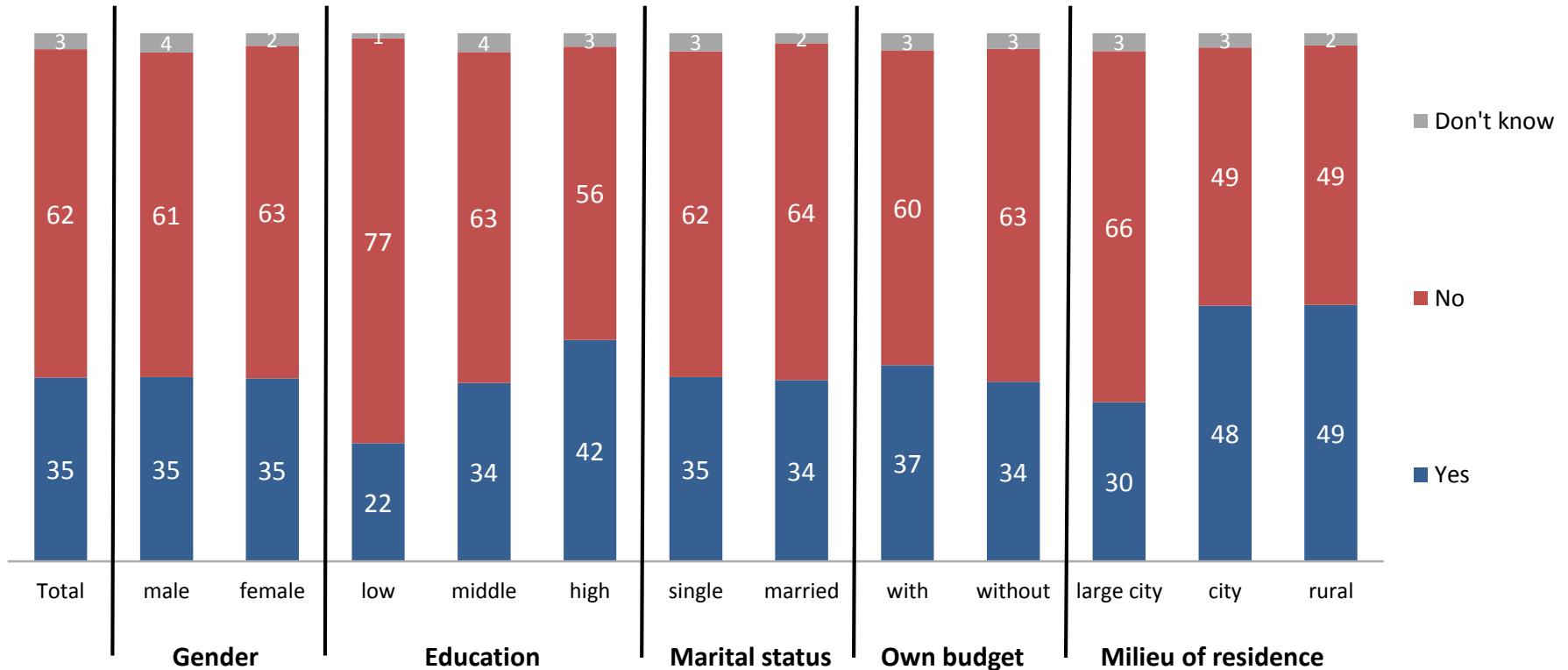
Jordan: Father's income (in Euro)



Universe: National population, 18 to 30 years/
 Respondents whose fathers are alive (Q28) and not jobless (Q31,Q32)/
 Average values

Q35: Can you please tell me how much he earns?

Jordan: Sickness payment - Father



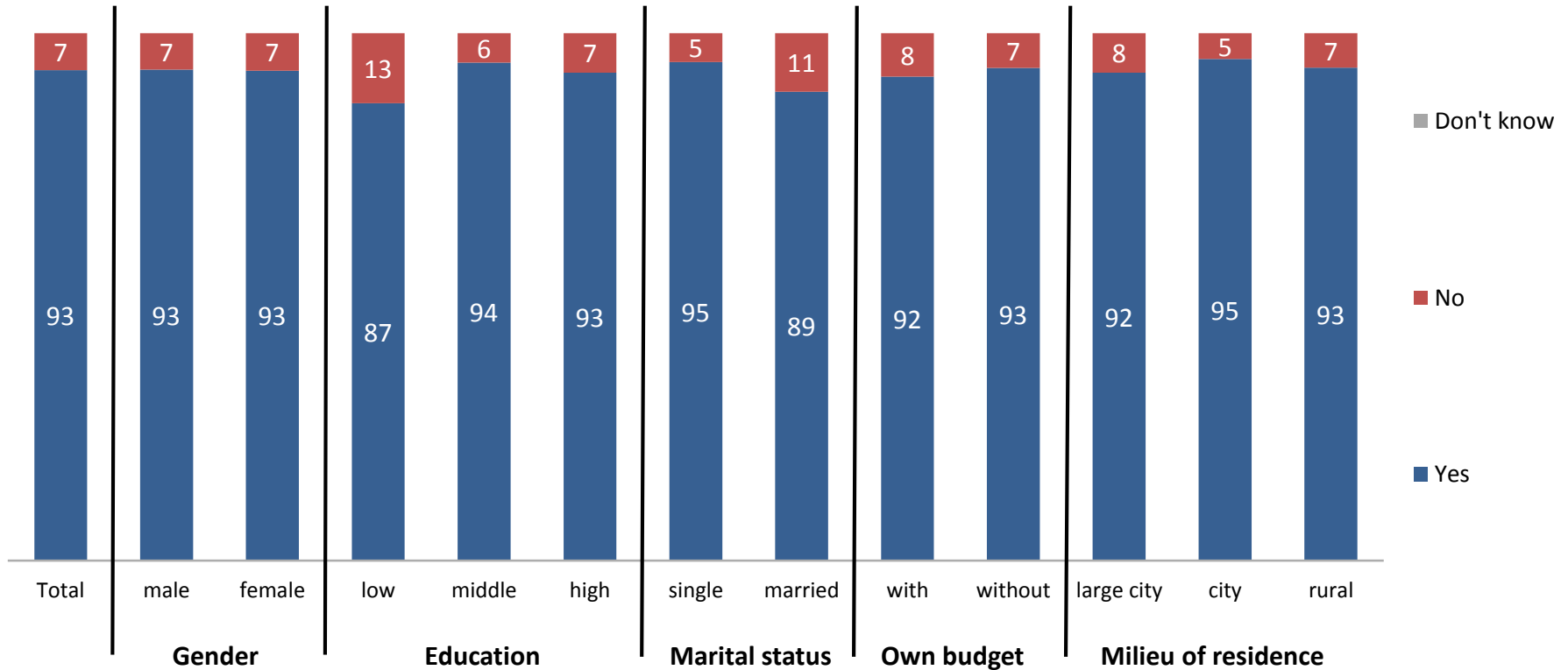
Q36: Does he receive continuous payment in case of sickness?

Universe: National population, 18 to 30 years/
Basis: Father alive (Q28) with paid job (Q32 + Q34)
Values in percent

Parents

MOTHER

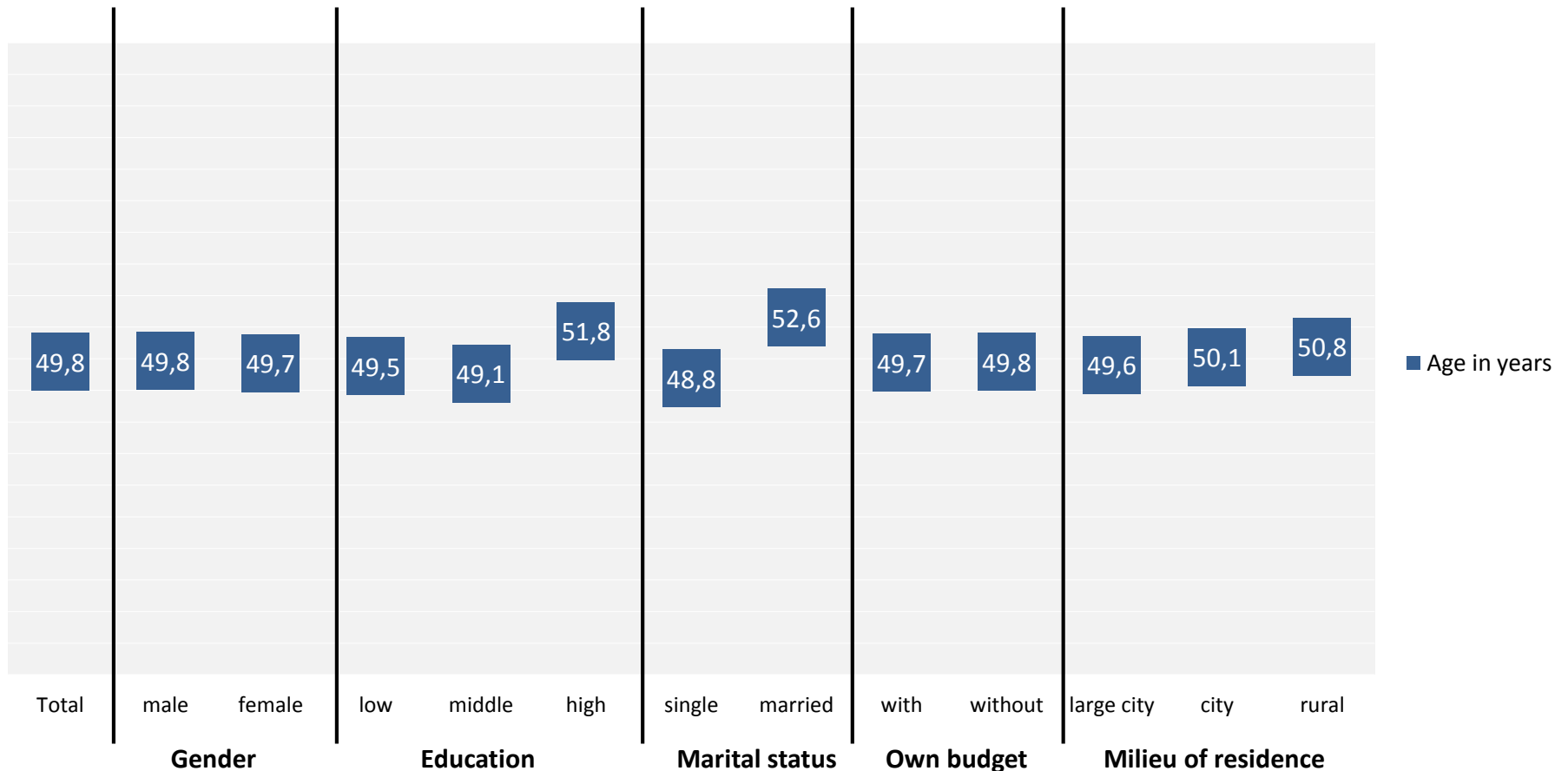
Jordan: Mother alive



Q37: Is your mother still alive?

Universe: National population, 18 to 30 years/
Values in percent

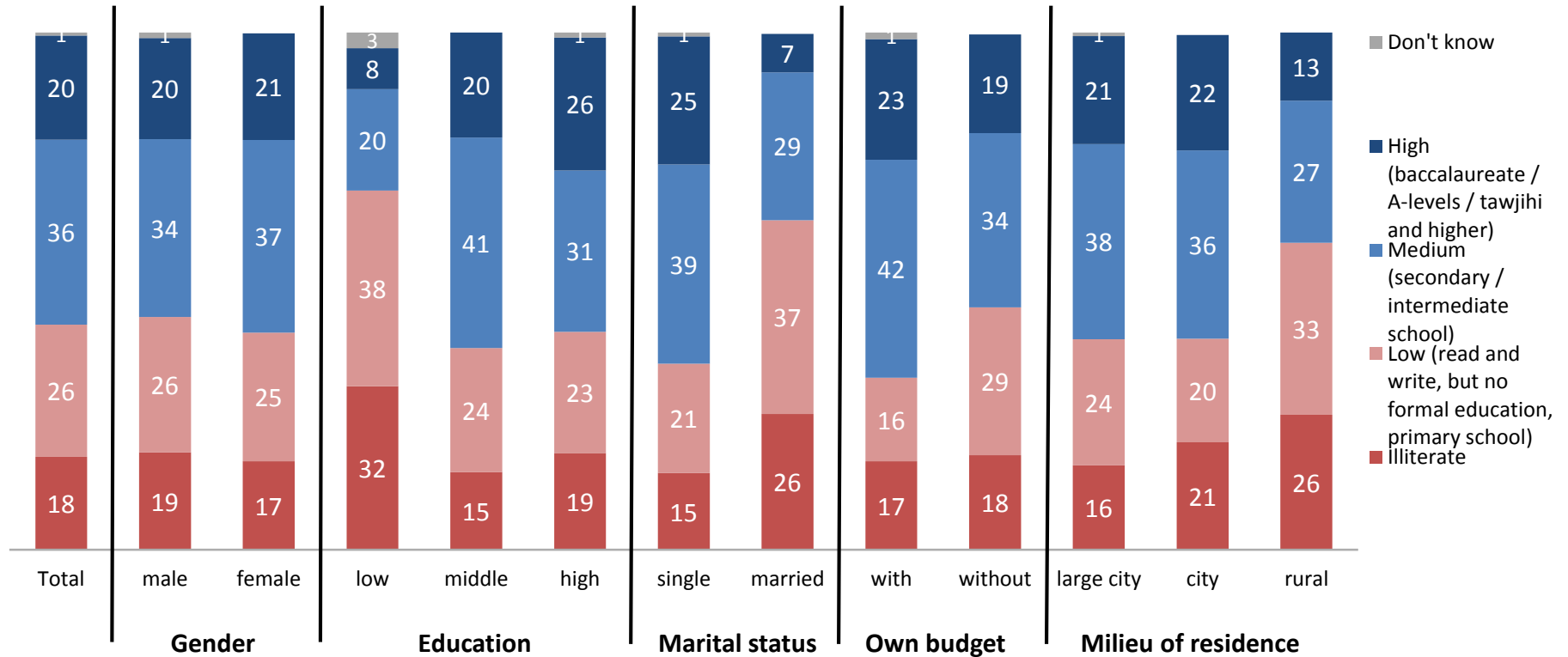
Jordan: Mother's age



Q38: How old is your mother?

Universe: National population, 18 to 30 years/
Basis: Mother still alive (Q37)
Average values

Jordan: Mother's highest level of education



Q39: What is / was her level of education (highest degree)?

Universe: National population, 18 to 30 years/
Values in percent

Jordan: Mother's occupation(s)

Areas	Total	Gender		Education			Marital status		Own Budget		Settlement size		
		male	female	low	middle	high	single	married	with	without	large city	city	rural
State employee	5	5	6	3	5	7	6	3	8	5	5	10	4
Employee (with insurance)	2	2	2	2	2	1	2	2	3	1	2	1	2
Worker (no insurance, but continuous employment)	1	1	1	0	1		1	1	0	1	1		0
Remunerated labourer as part of a family business	0	1			1		1			1	1		
Self employed with higher education (medical doctor, etc.)	1	1	1	1	1	0	1	1	0	1	1	1	
Self employed without higher education, but qualification	0	0	0	2	0		0	0	0	0	1		
Self employed in agriculture	0	0	0	1		0	0	1		0	0		
Self employed in service sector (continuous work, unstable inc.)	0	0	0		0	0	1		0	0	0	1	
Day labourer (unstable employment, unstable income)	0	0	0	0	0		0	0		0	0		0
Jobless / Work without income	88	88	87	88	88	87	87	91	85	89	87	88	92
Retired	3	2	4	2	2	6	3	4	5	2	4	1	2
Other													

Q40: What kind of different occupations/jobs did or does your mother do?
Multiple answers possible

Universe: National population, 18 to 30 years/
Values in percent

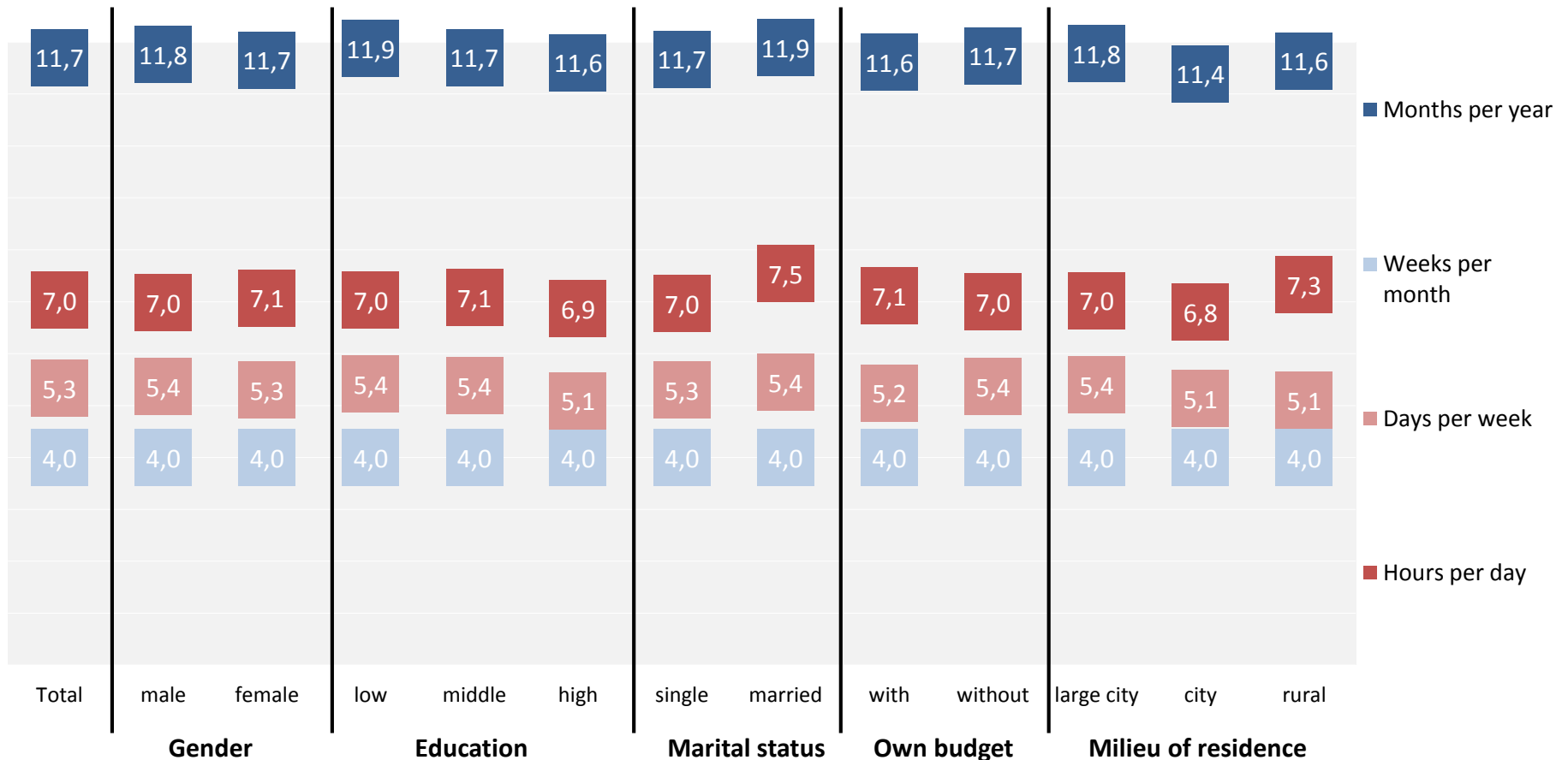
Jordan: Mother's main occupation

Areas	Total	Gender		Education			Marital status		Own Budget		Settlement size		
		male	female	low	middle	high	single	married	with	without	large city	city	rural
State employee	5	5	5	3	5	6	6	2	7	4	5	9	4
Employee (with insurance)	2	1	2	2	2	1	2	2	2	1	2	1	2
Worker (no insurance, but continuous employment)	1	1	1	0	1		1	1	0	1	1		0
Remunerated labourer as part of a family business	0	1			1		1			1	1		
Self employed with higher education (medical doctor, etc.)	1	1	1	1	1	0	1	1	0	1	1	1	
Self employed without higher education, but qualification	0	0	0	2	0		0	0	0	0	1		
Self employed in agriculture	0	0	0	1		0	0	1		0	0		
Self employed in service sector (continuous work, unstable inc.)	0	0	0		0	0	1		0	0	0	1	
Day labourer (unstable employment, unstable income)	0	0	0	0	0		0	0		0	0		0
Jobless / Work without income	87	88	86	88	87	87	86	90	85	88	86	88	91
Retired	3	2	4	2	2	5	3	4	5	2	4	1	2
Other													

Universe: National population, 18 to 30 years/
Values in percent

Q41: And what is/was her main occupation? (Job held the longest)

Jordan: Mother's frequency of work



Universe: National population, 18 to 30 years/
Basis: Respondents whose mothers are not jobless (Q40,Q41)/
Average values

Q42: Concerning her main occupation, please tell me the....

Jordan: Form of payment - Mother

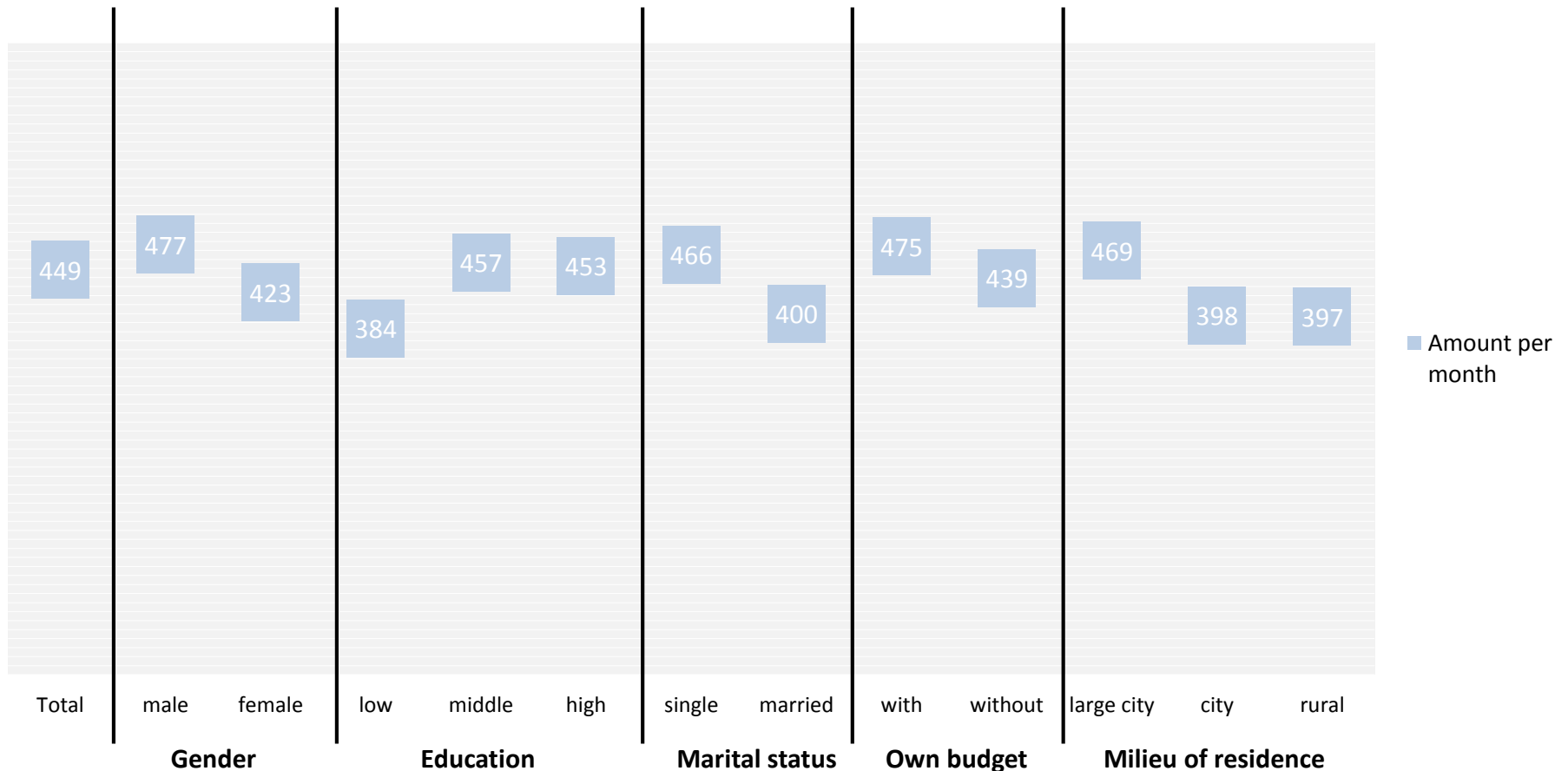
	Total	Gender		Education			Marital status		Own budget		Milieu of residence		
		male	female	low	middle	high	single	married	with	without	large city	city	rural
Paid per day	1	1	1	1	1	0	1	1		1	1	1	0
Paid per week													
Paid every fortnight	2	2	3	2	3	1	2	3	0	3	2	1	3
Paid per month	16	14	17	13	16	17	16	14	22	14	17	17	8
Paid per season	1	1	0	1	0	1	1	0	1	1	1	2	
Paid per job / task													
Don't know	6	7	5	6	7	4	7	4	3	7	4	7	15
Not paid	75	76	74	77	74	76	74	79	74	75	75	72	74

Universe: National population, 18 to 30 years/

Q43: What about her income? In her main occupation is she...

Basis: Respondents whose mothers are alive (Q37) and not jobless (Q40,Q41)/ Values in percent

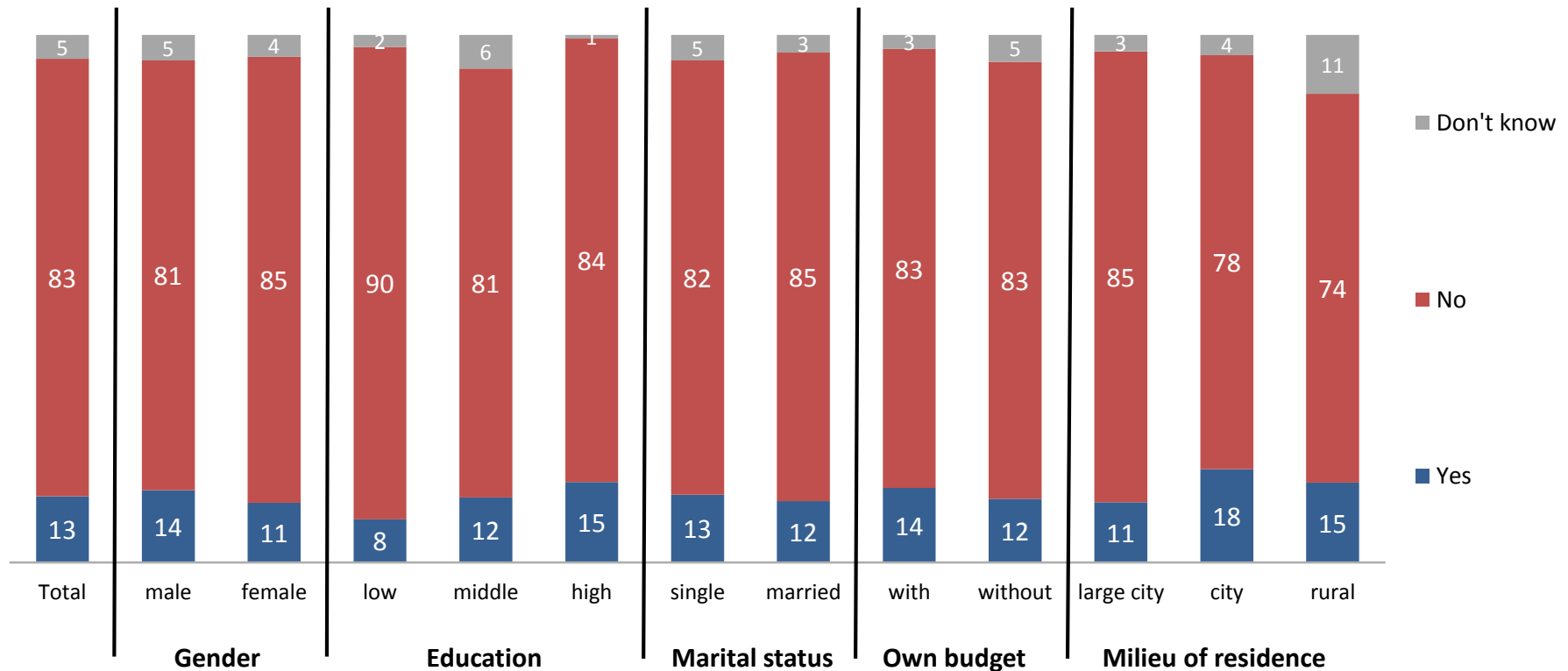
Jordan: Mother's income (in Euro)



Q44: Can you please tell me how much she earns?

Universe: National population, 18 to 30 years/
Basis: Respondents whose mothers are alive (Q37) and not jobless (Q40,Q41)/
Average values/ Attention: in part small number of cases

Jordan: Sickness payment – Mother

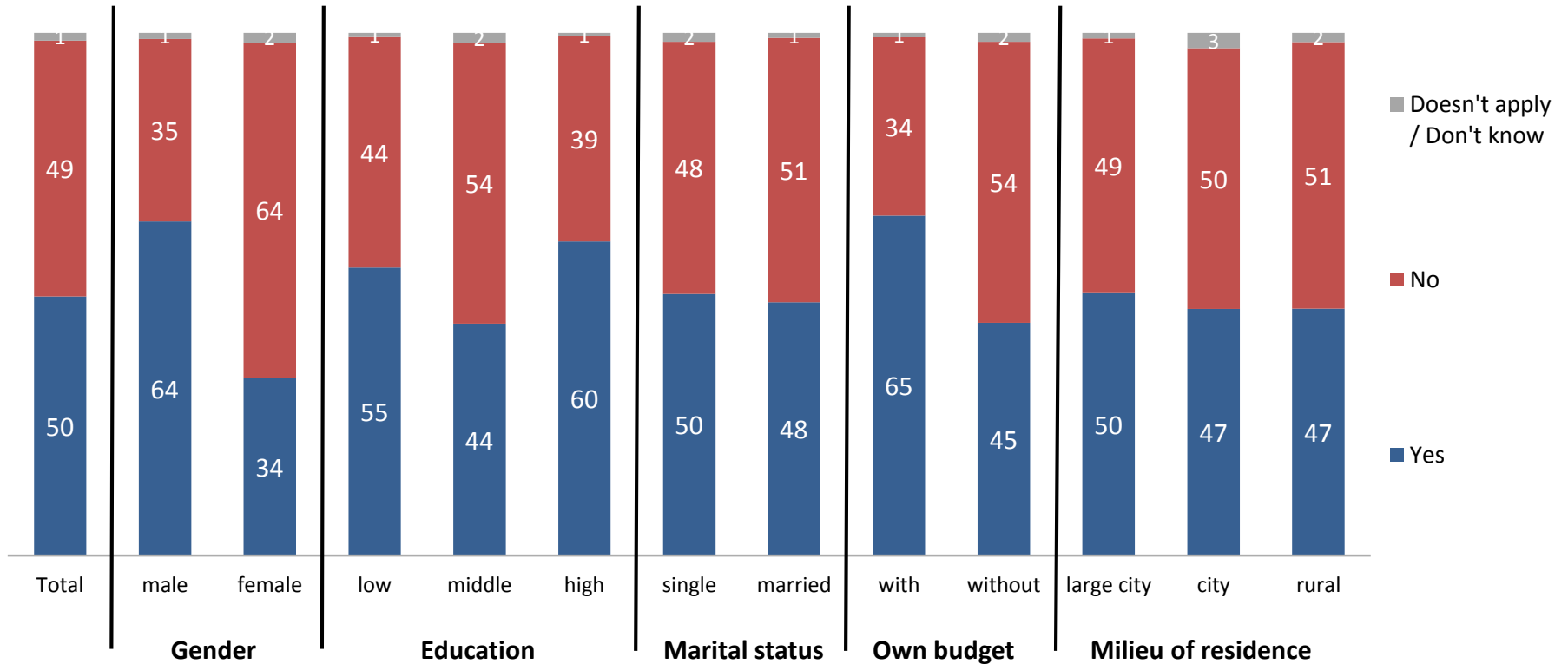


Q45: Does she receive continuous payment in case of sickness?

Universe: National population, 18 to 30 years/
Basis: Mother alive (Q37) with paid job (Q41 + Q43)
Values in percent/ Attention: in part small number of cases

CLASS ASSESSMENT

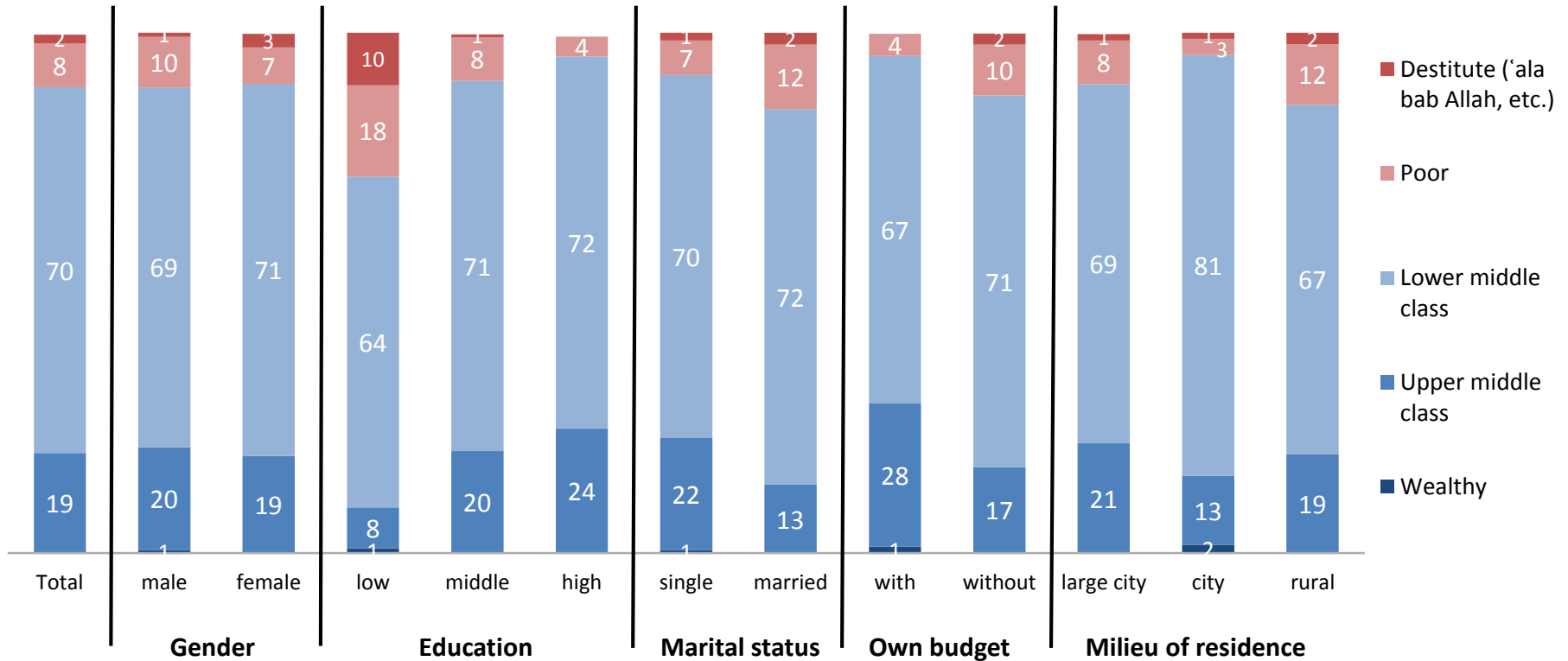
Jordan: Part of the working class



Q46: Would you consider yourself as being part of the working class?

Universe: National population, 18 to 30 years/
Values in percent

Jordan: Class assessment

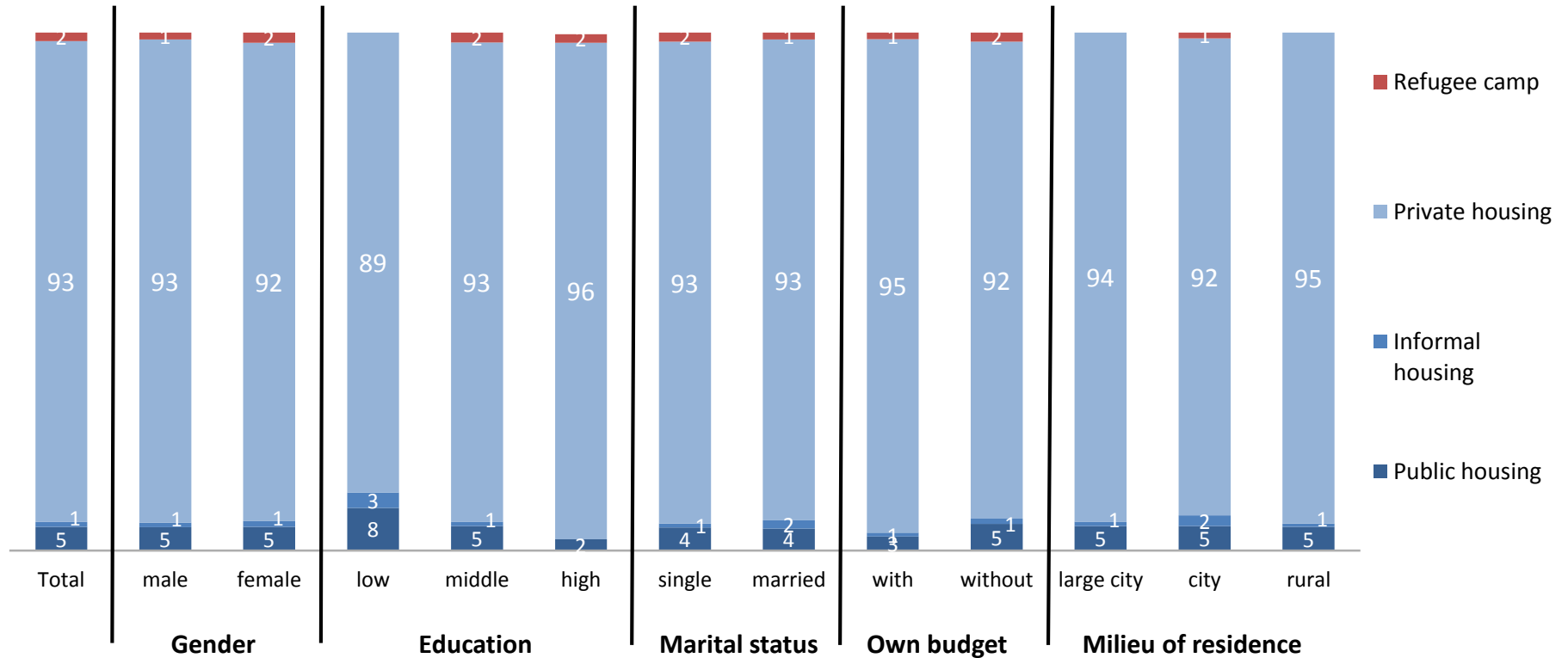


Q47: Class assessment: How would you describe your family?

Universe: National population, 18 to 30 years/
Values in percent

HOUSING

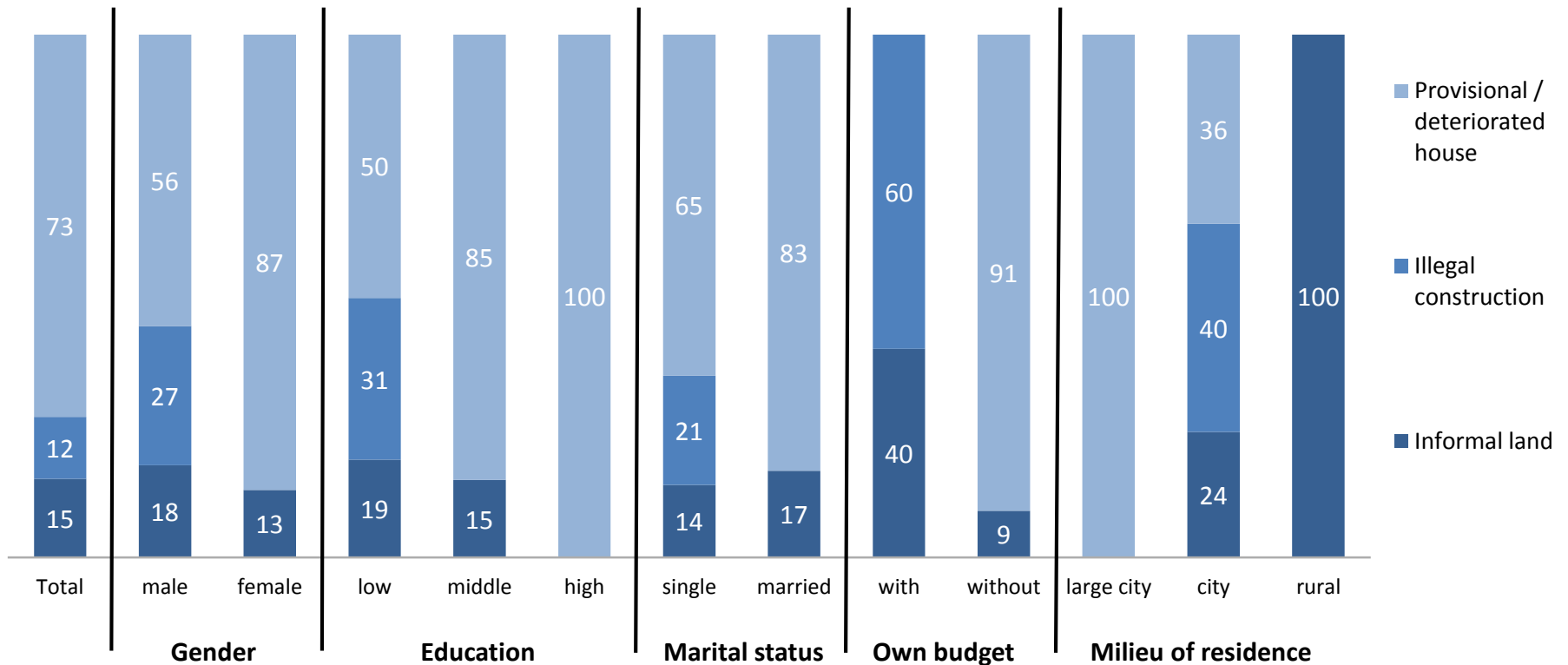
Jordan: Neighbourhood



Q48: What kind of neighbourhood do you live in?

Universe: National population, 18 to 30 years/
Values in percent

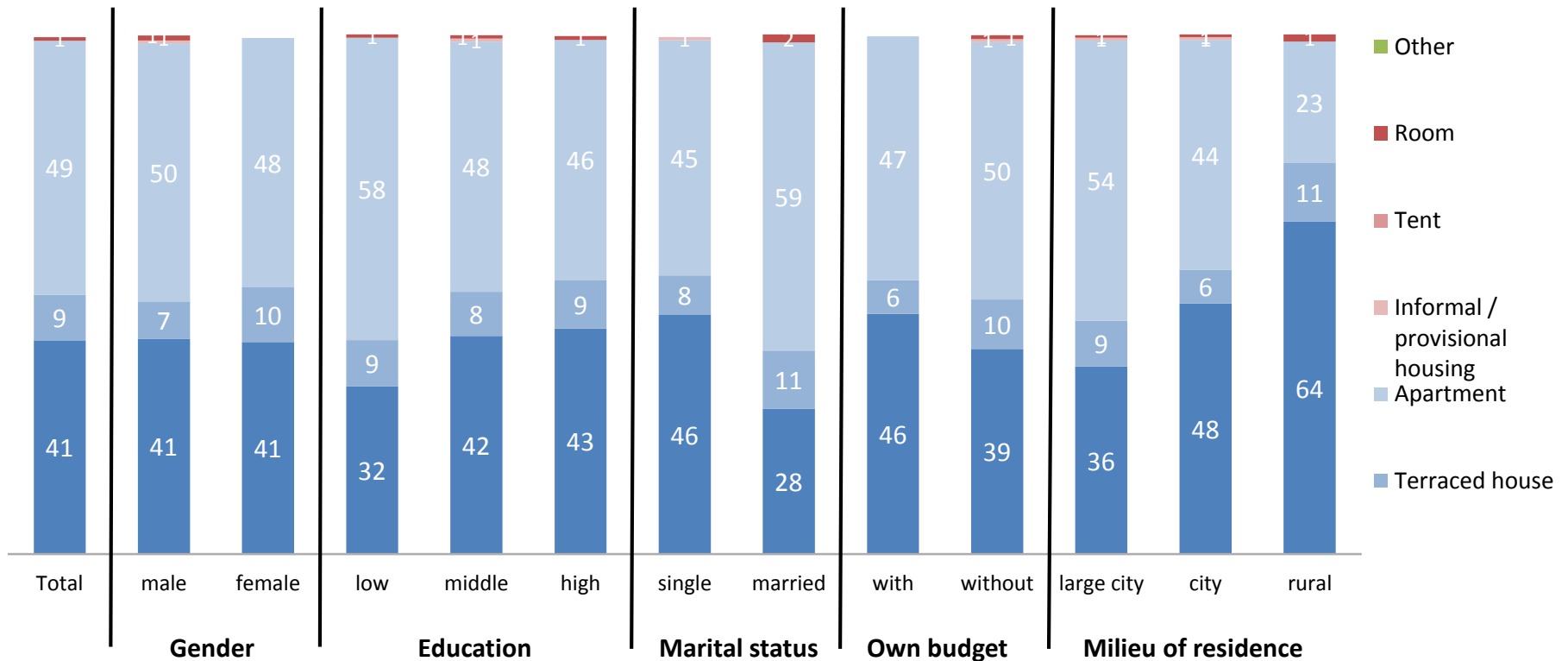
Jordan: Informal housing type



Q49: What kind of informal housing type?
Multiple answers possible

Universe: National population, 18 to 30 years/
Basis: Respondents living in informal housing neighborhood (Q48)
Values in percent/ Attention: in part small number of cases

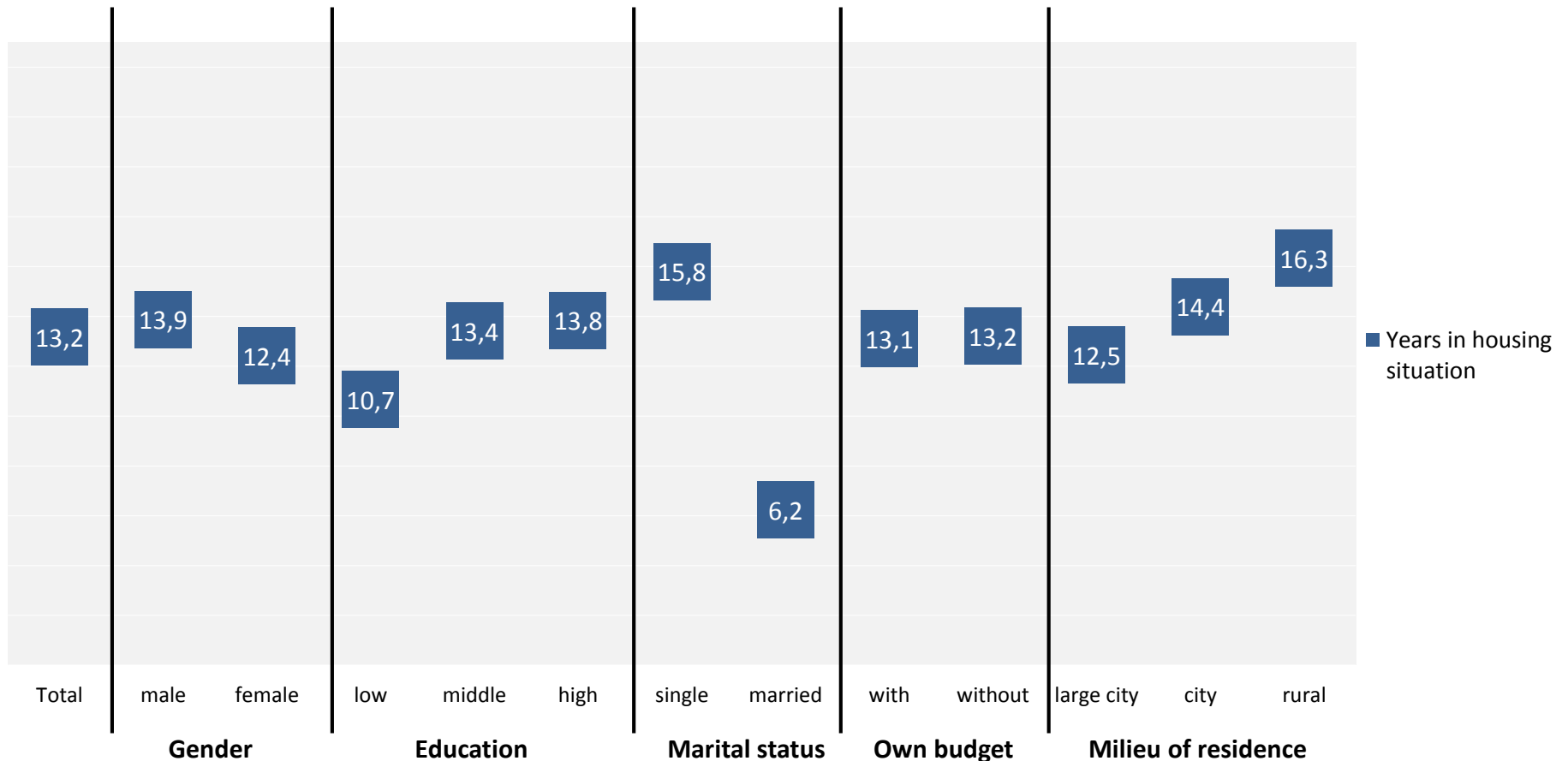
Jordan: Type of housing / building



Q50: What kind of housing / building are you living in today?

Universe: National population, 18 to 30 years/
Values in percent

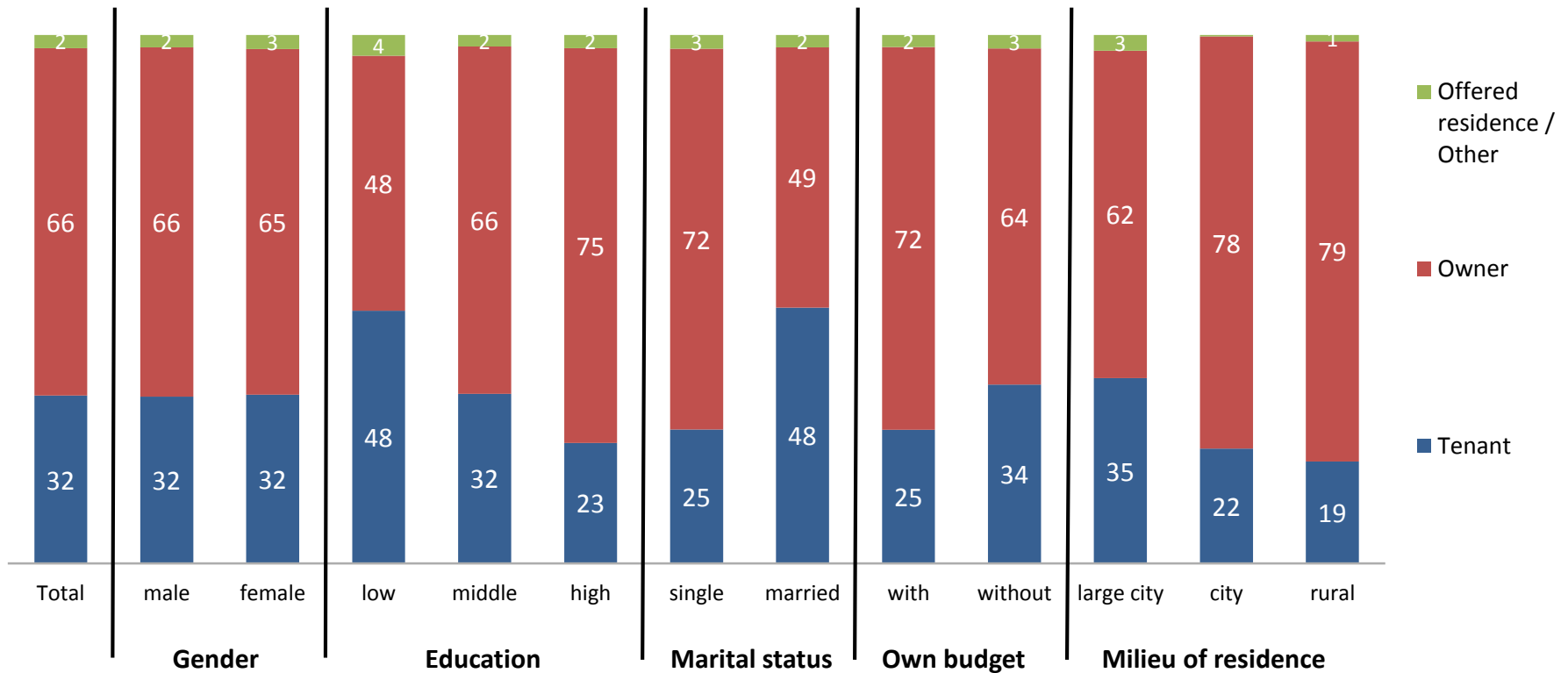
Jordan: Years in housing situation



Q51: How many years have you personally been living in this housing situation?

Universe: National population, 18 to 30 years/
Average values

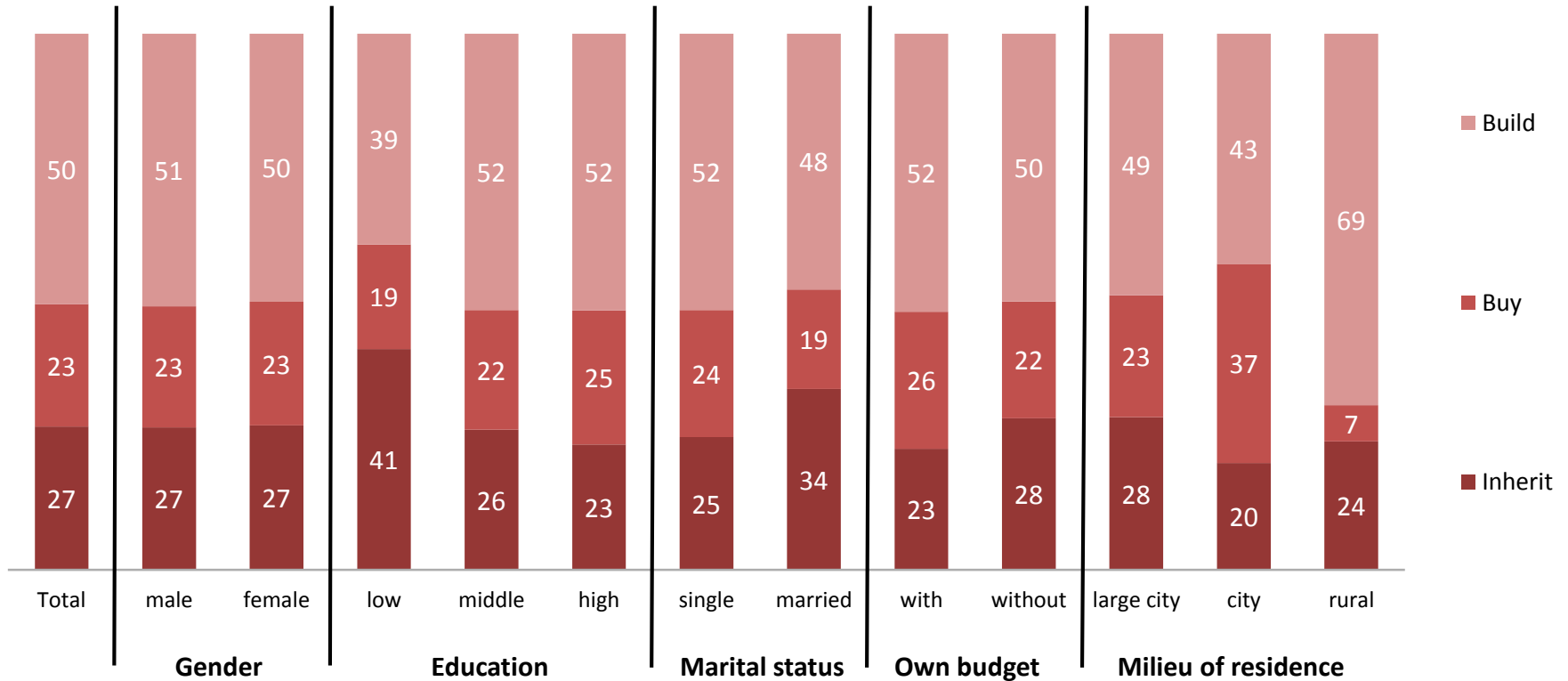
Jordan: Tenant or owner



Q52: Are you / Is your head of household tenant or owner of the place you live in or are you living in accommodation provided free of charge by a company, institution or individual?

Universe: National population, 18 to 30 years/
Values in percent

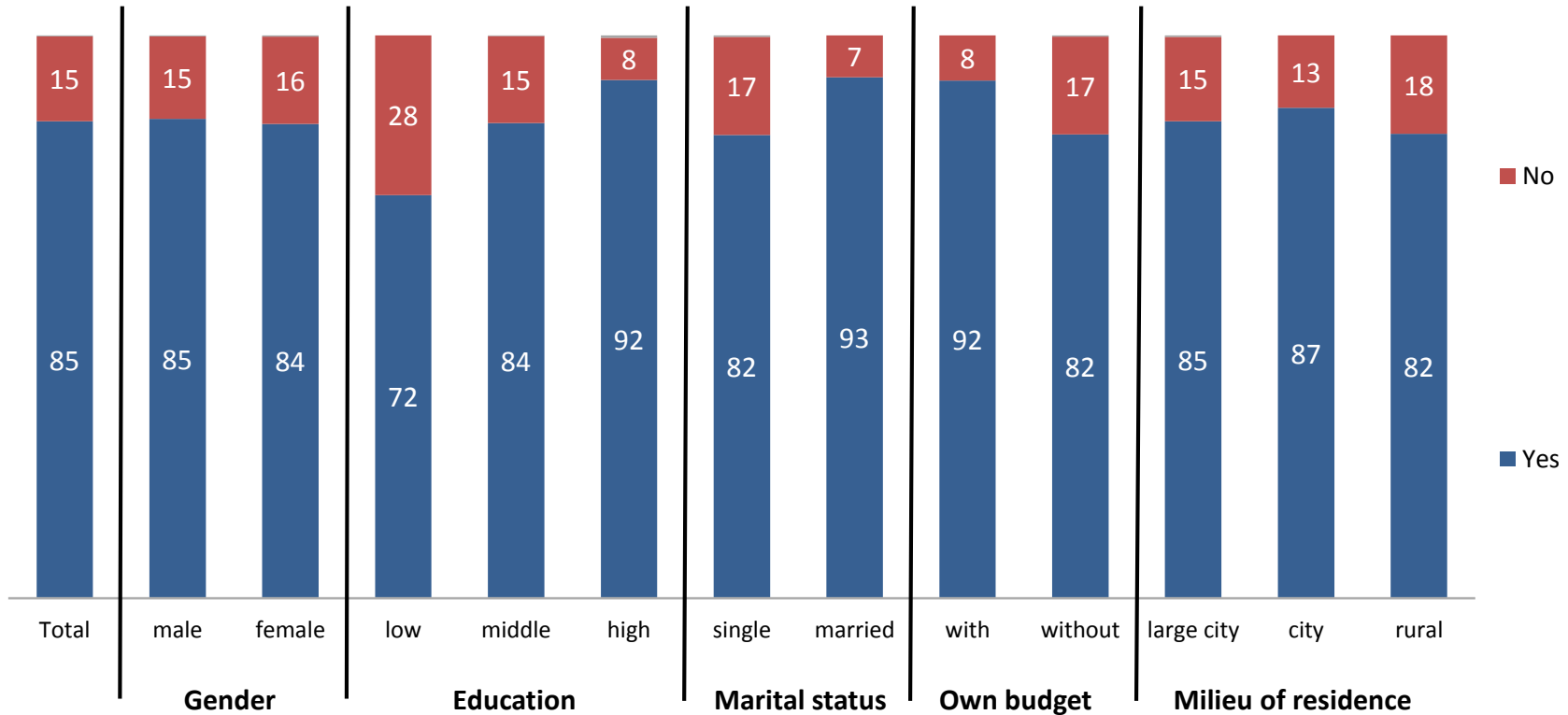
Jordan: Own house



Q53: Did you inherit or buy the house / apartment or build the home?

Universe: National population, 18 to 30 years/
Basis: Owner of the place living in (Q52) /
Values in percent

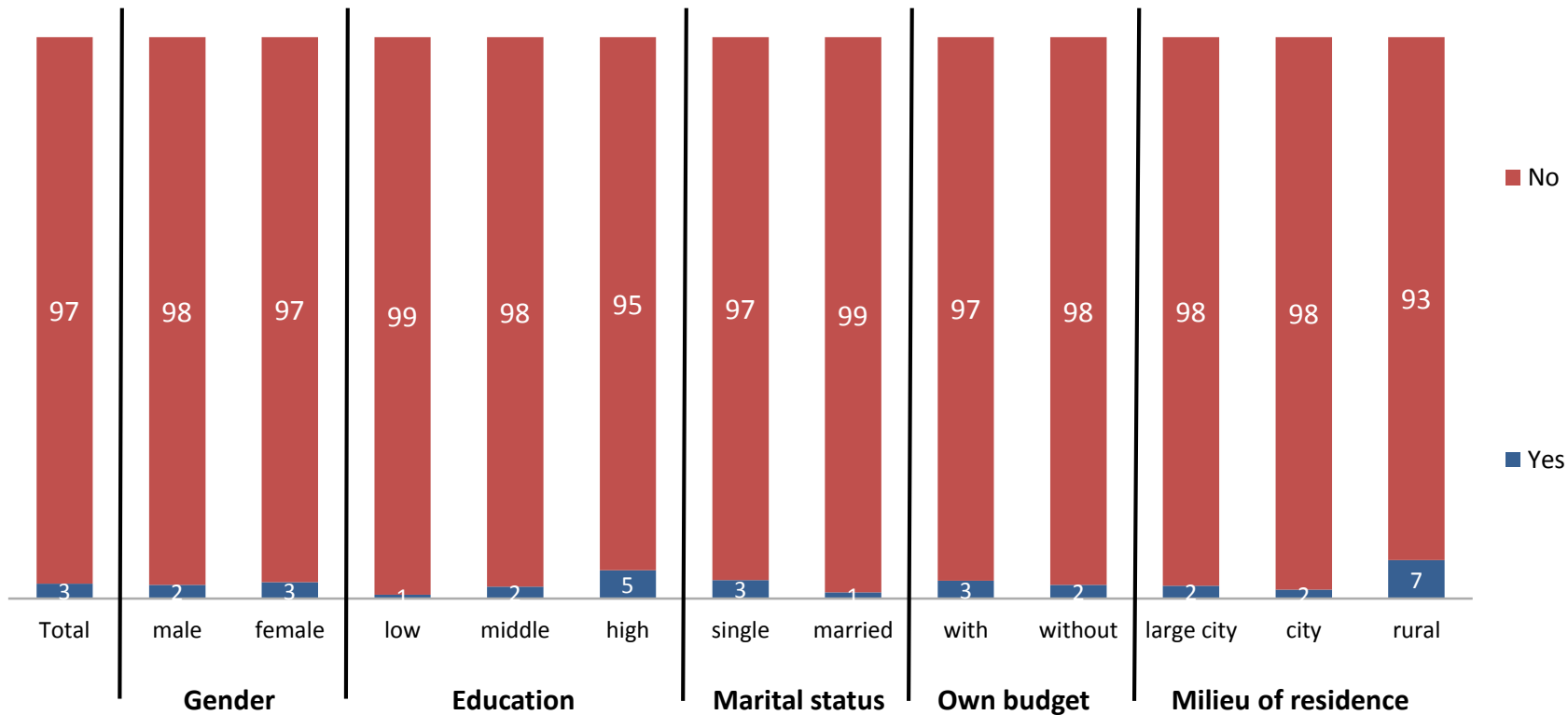
Jordan: Own room



Q54: Do you have a room for yourself?

Universe: National population, 18 to 30 years/
Values in percent

Jordan: Livestock owned



Q56: Does your household own livestock?

Universe: National population, 18 to 30 years/
Values in percent

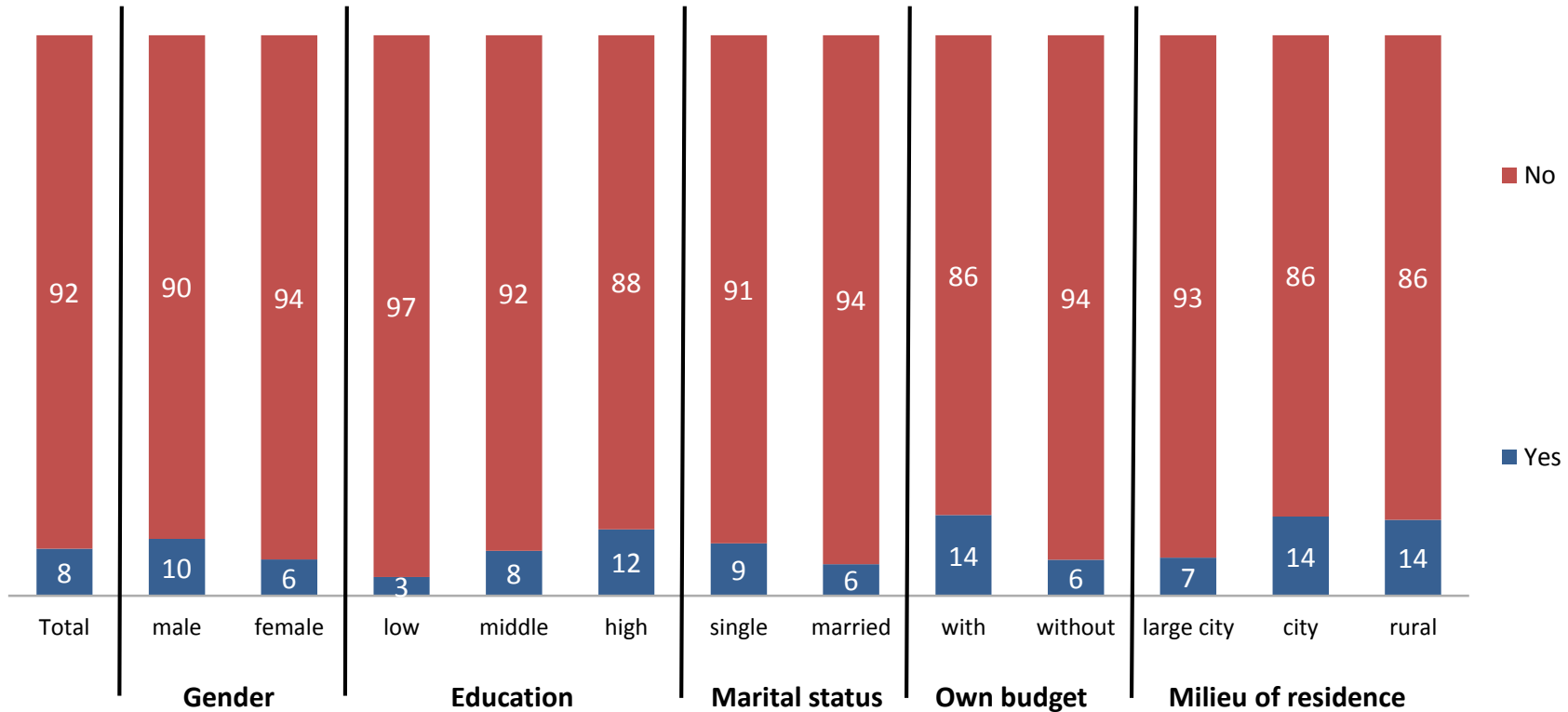
Jordan: Number of animals owned

	Total	Gender		Education			Marital status		Own budget		Milieu of residence		
		male	female	low	middle	high	single	married	with	without	large city	city	rural
Sheep	13,1	9,6	16,2		18,9	7,8	9,4	42,4	11,6	13,7	6,4	1,3	29,7
Goats	3,9	5,1	2,9		3,6	4,5	3,4	7,6	5,8	3,1	3,6	4,7	4,4
Chicken	8,4	11,9	5,2	30,0	6,9	8,6	9,1	2,9	9,9	7,7	9,1	4,1	8,1
Cows	0,3	0,7		4,0		0,5	0,4		0,7	0,2	0,6		
Horses	0,3	0,6	0,0		0,1	0,5	0,2	0,9	0,4	0,2	0,4		0,0
Donkeys	0,2	0,3		2,0	0,1	0,1	0,1	0,3	0,1	0,2	0,3		
Mules													
Dromedaries, camels													
Water buffalos	0,4	0,9			0,3	0,6	0,5		1,0	0,2	0,5		0,5
Rabbits	1,9	2,9	1,0		1,1	2,9	1,9	1,9	4,9	0,6	2,2		1,7
Pigeons													
Other													

Universe: National population, 18 to 30 years/Basis: Respondents owning livestock (Q56)/Number on average/ Attention: in part small number of cases

Q57: Can you please tell me how many animals you own?

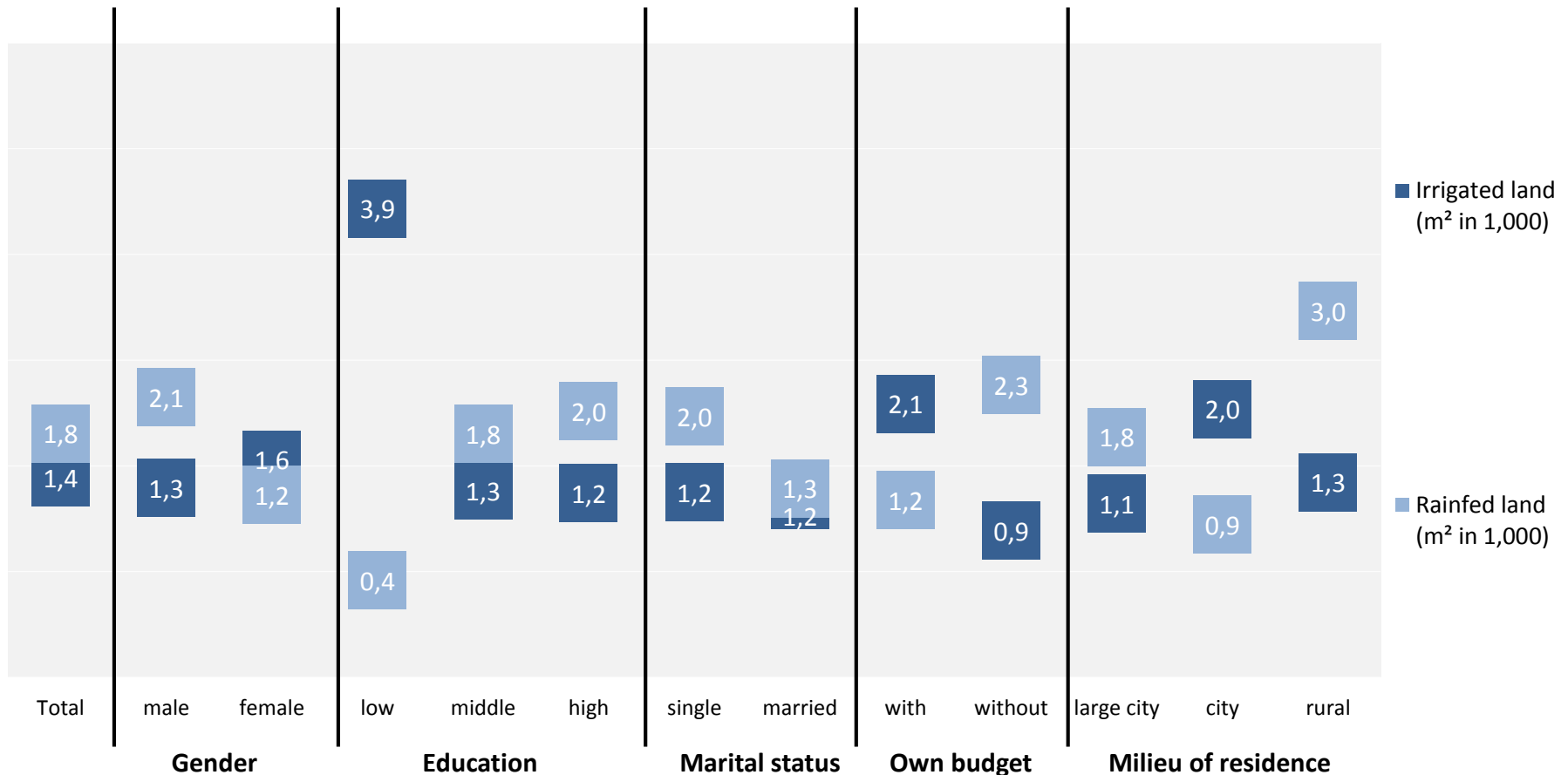
Jordan: Agricultural land owned



Q58: Does your household own agricultural land?

Universe: National population, 18 to 30 years/
Values in percent

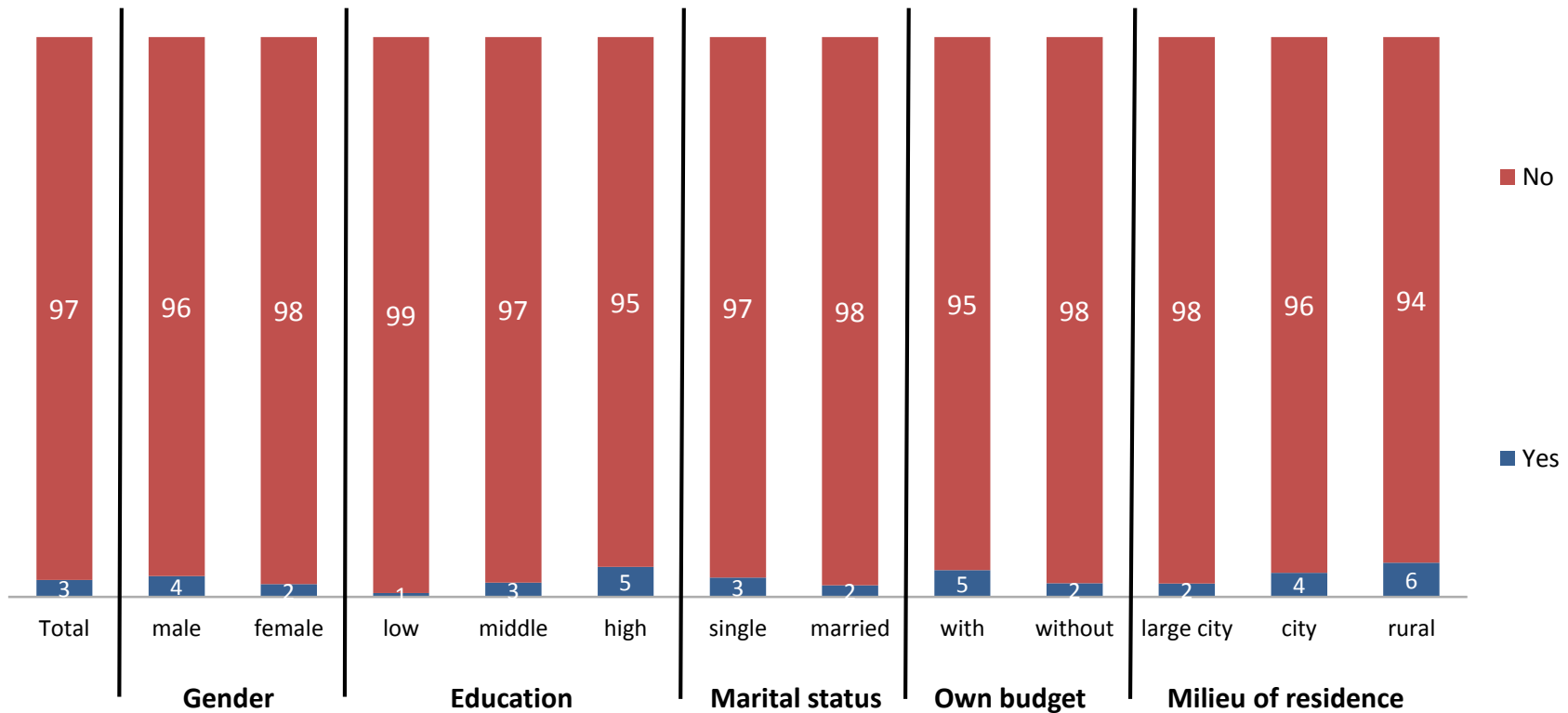
Jordan: Size of agricultural land owned



Universe: National population, 18 to 30 years/
Basis: Respondents that own agricultural land (Q58)
Values in percent/ Attention: in part small number of cases

Q59: Can you please tell me how much agricultural land you own?

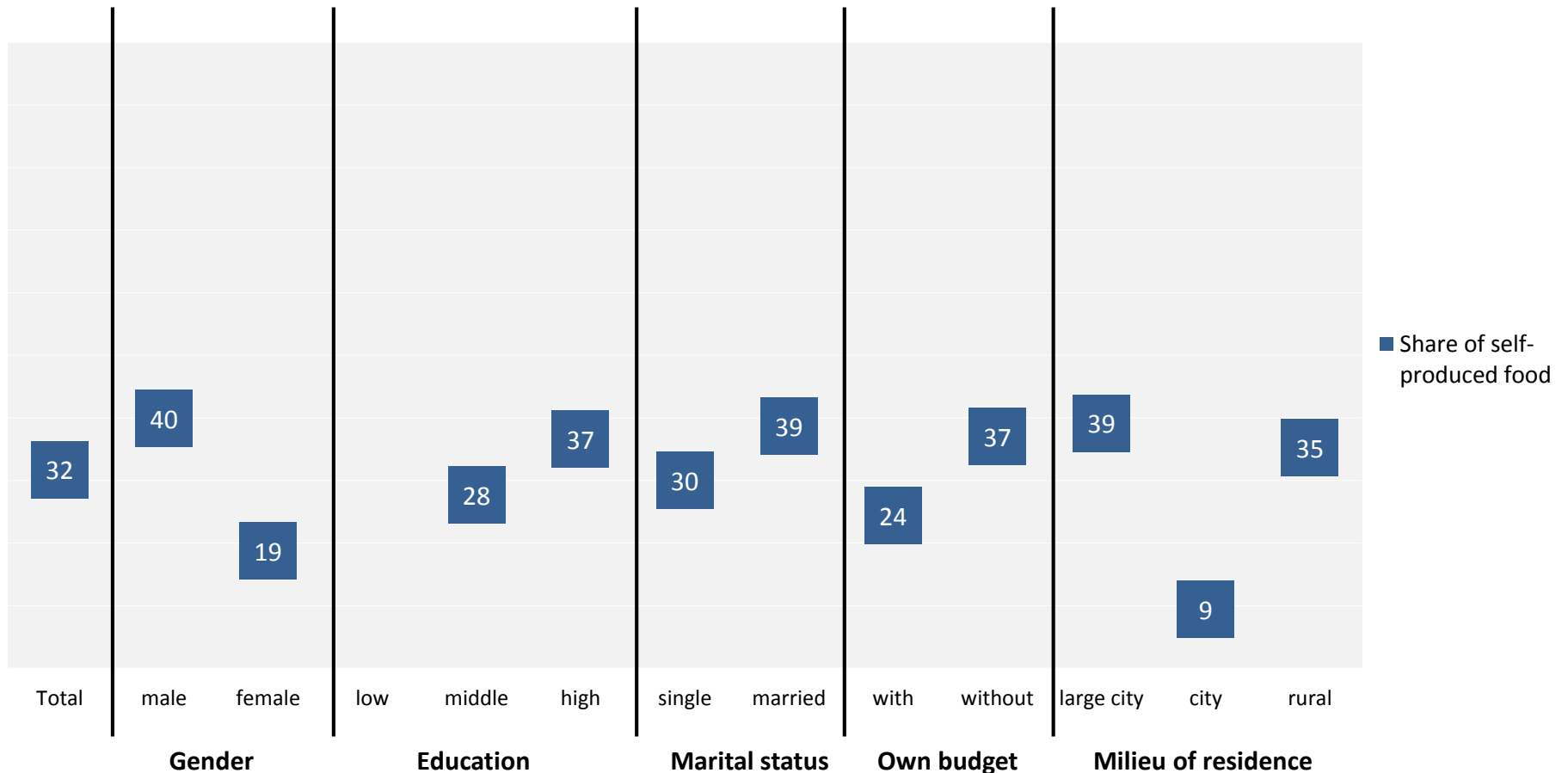
Jordan: Producing food for own consumption



Q60: Does your household currently produce food for its own consumption?

Universe: National population, 18 to 30 years/
Values in percent

Jordan: Self-produced food for consumption

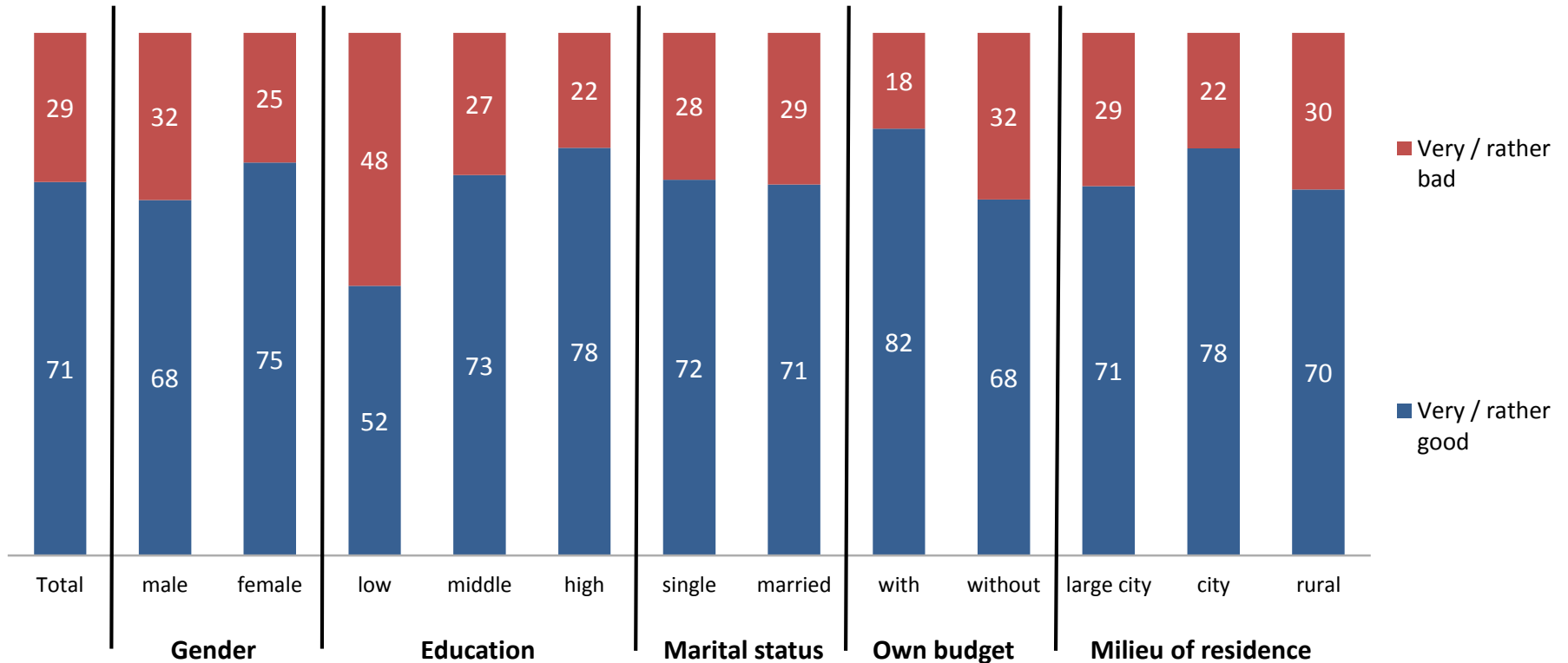


Q61: How large is its share, if you consider the total food expenditure?
Please give a rough estimate.

Universe: National population, 18 to 30 years/
Respondents living in household that produces own food (Q60)/
Values in percent/ Attention: in part small number of cases

ECONOMY

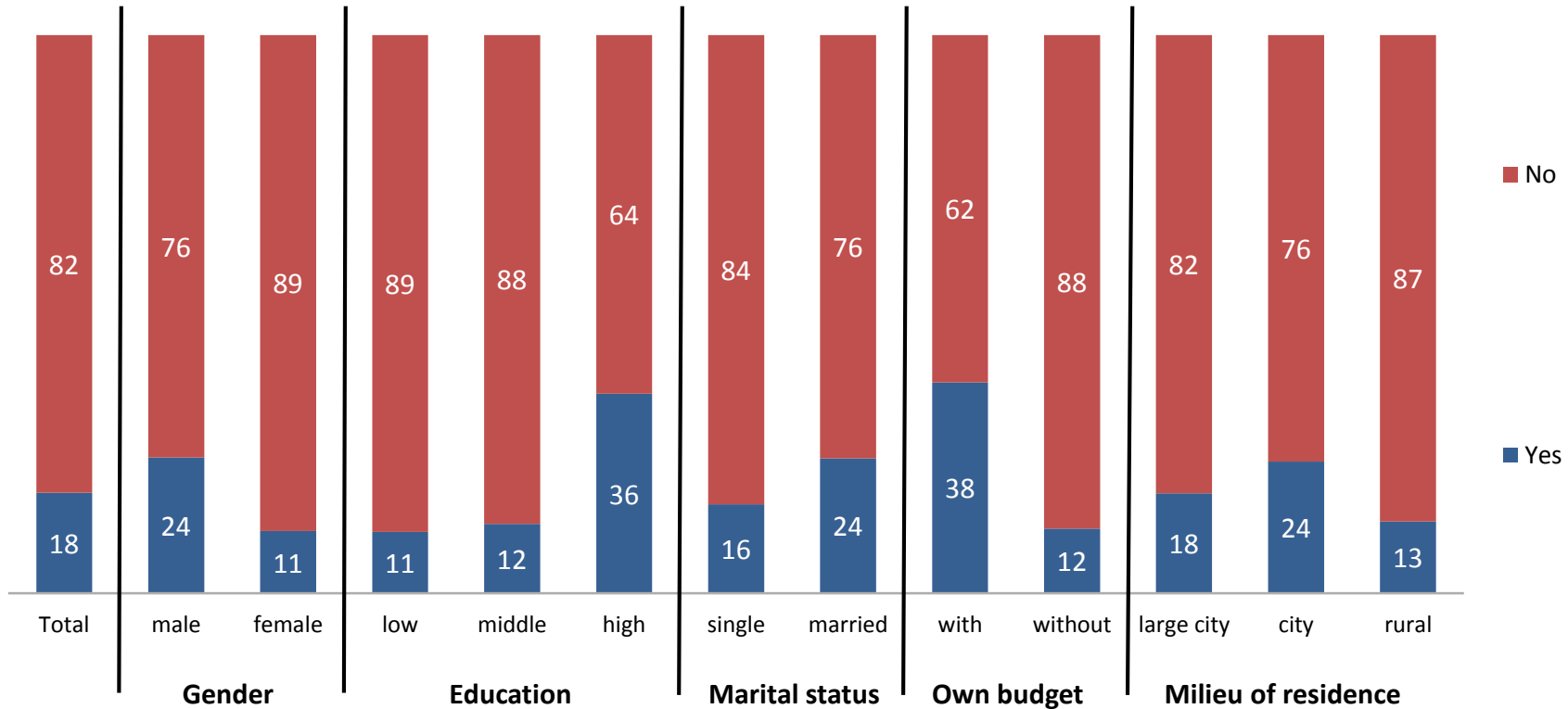
Jordan: Personal economic situation today



Q62: How would you assess your personal economic situation today?

Universe: National population, 18 to 30 years/
Values in percent

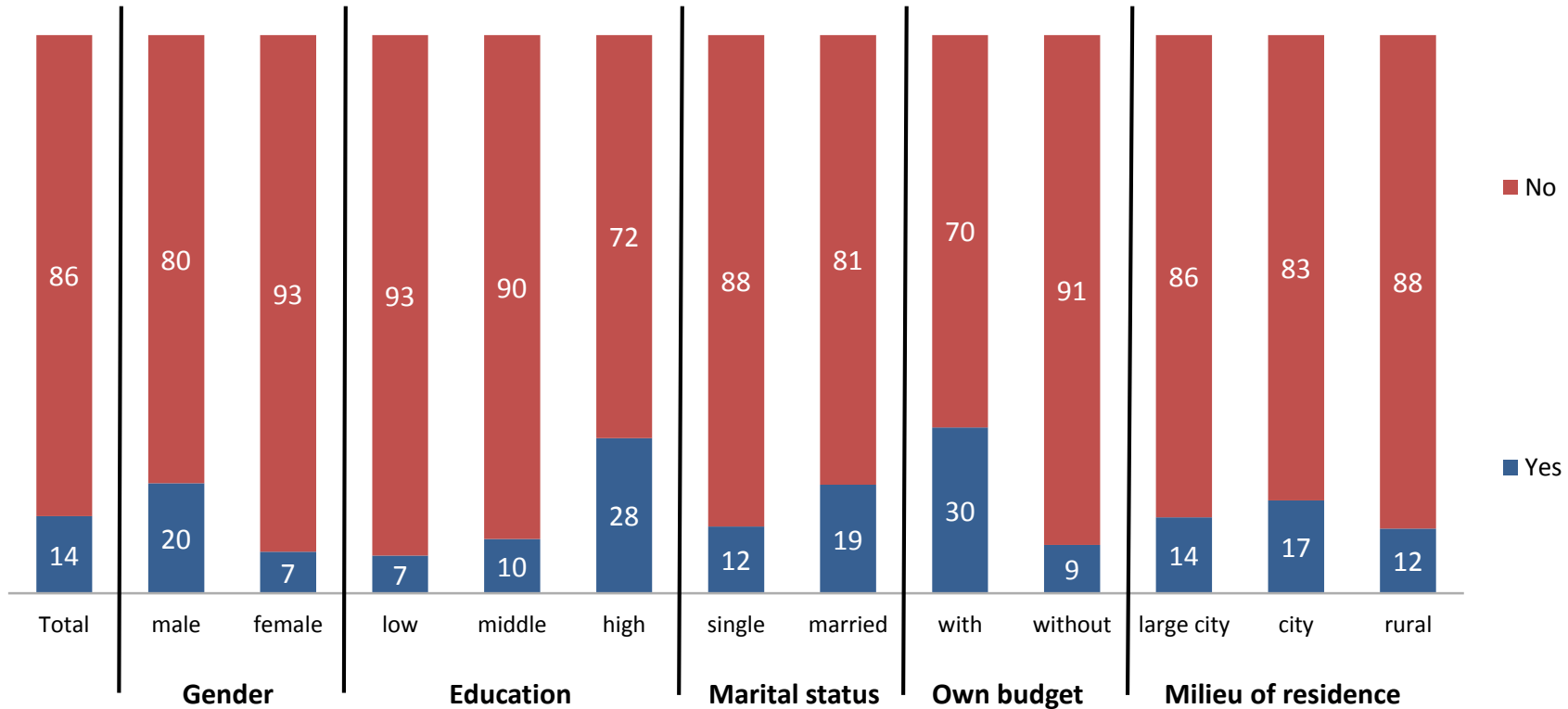
Jordan: Own private bank or postal account



Q63: Do you possess a private bank or postal account?

Universe: National population, 18 to 30 years/
Values in percent

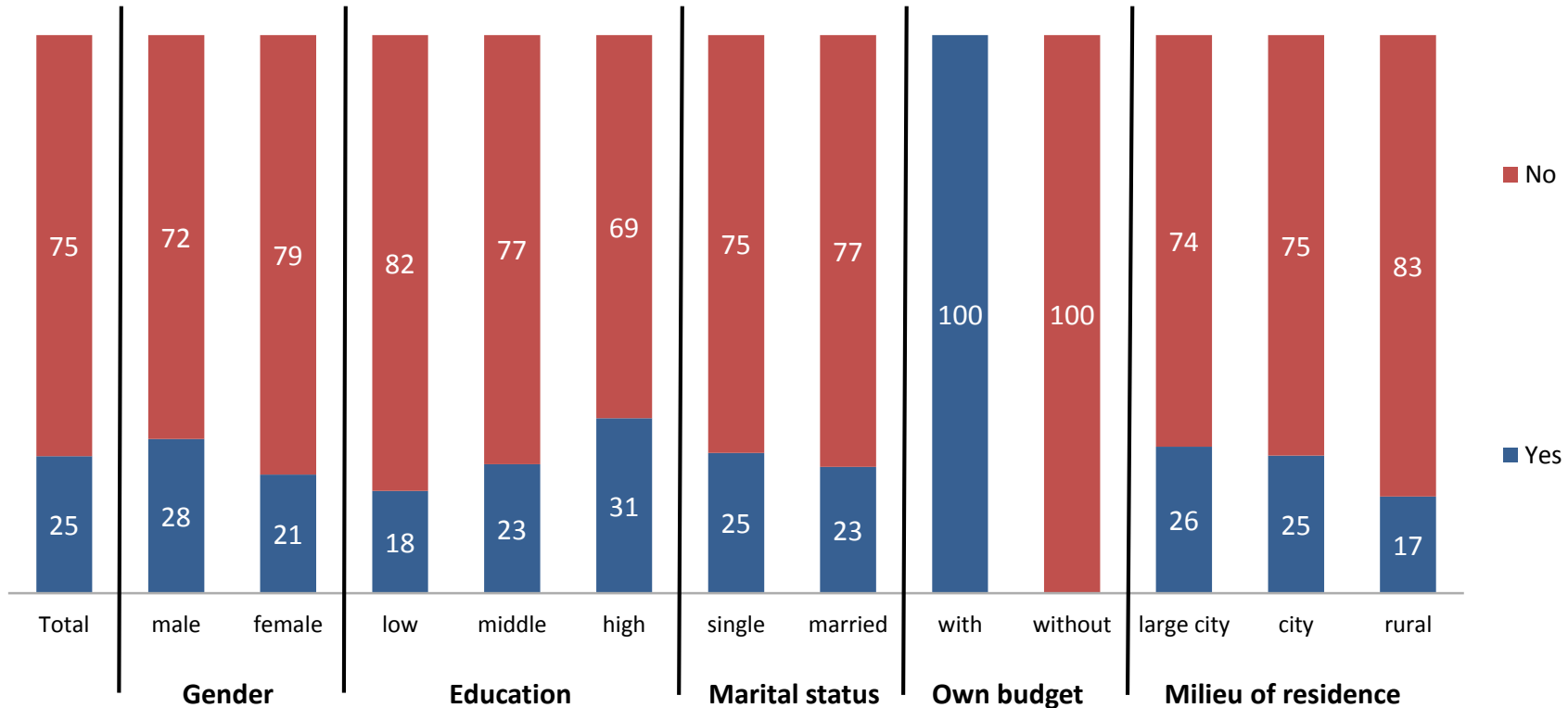
Jordan: Own credit card



Q64: Do you possess a private credit card?

Universe: National population, 18 to 30 years/
Values in percent

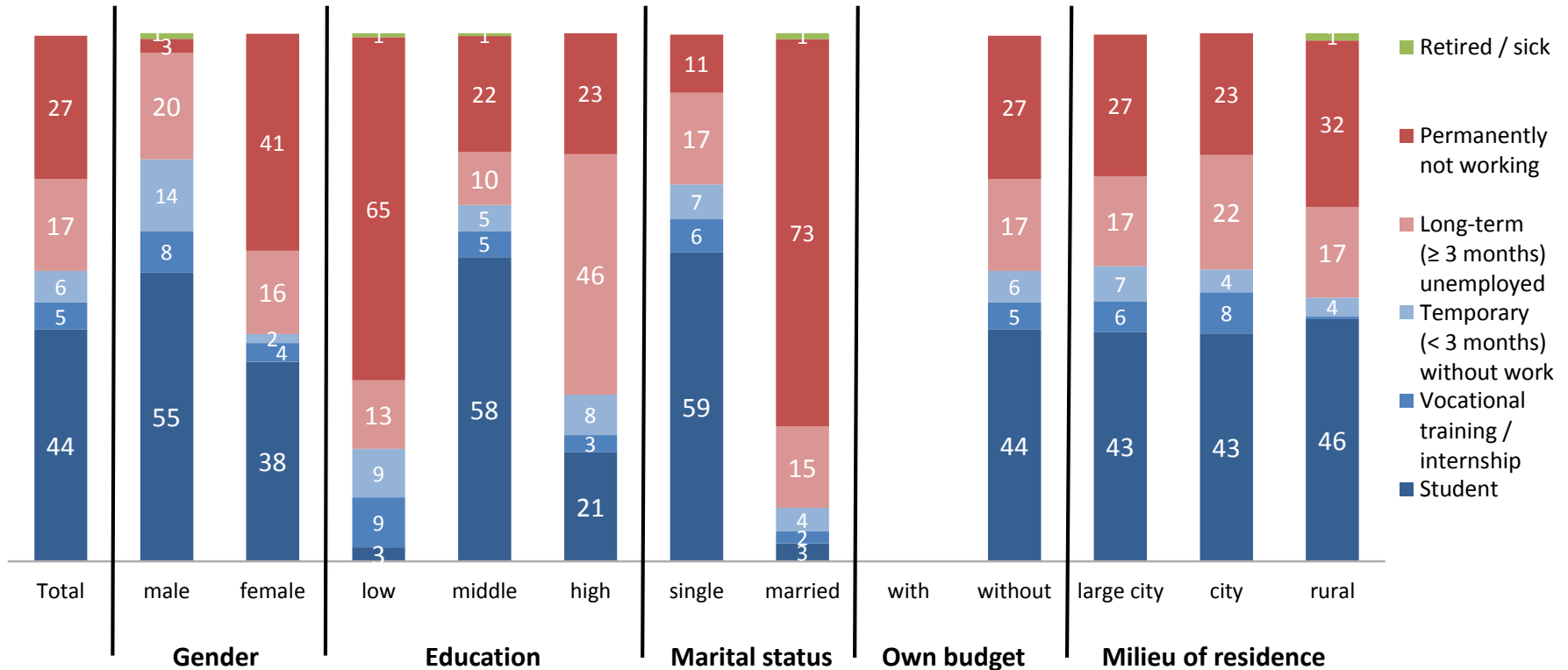
Jordan: Availability of money



Q65: Do you personally have some money available, either from working, from your family or from other sources?

Universe: National population, 18 to 30 years/
Values in percent

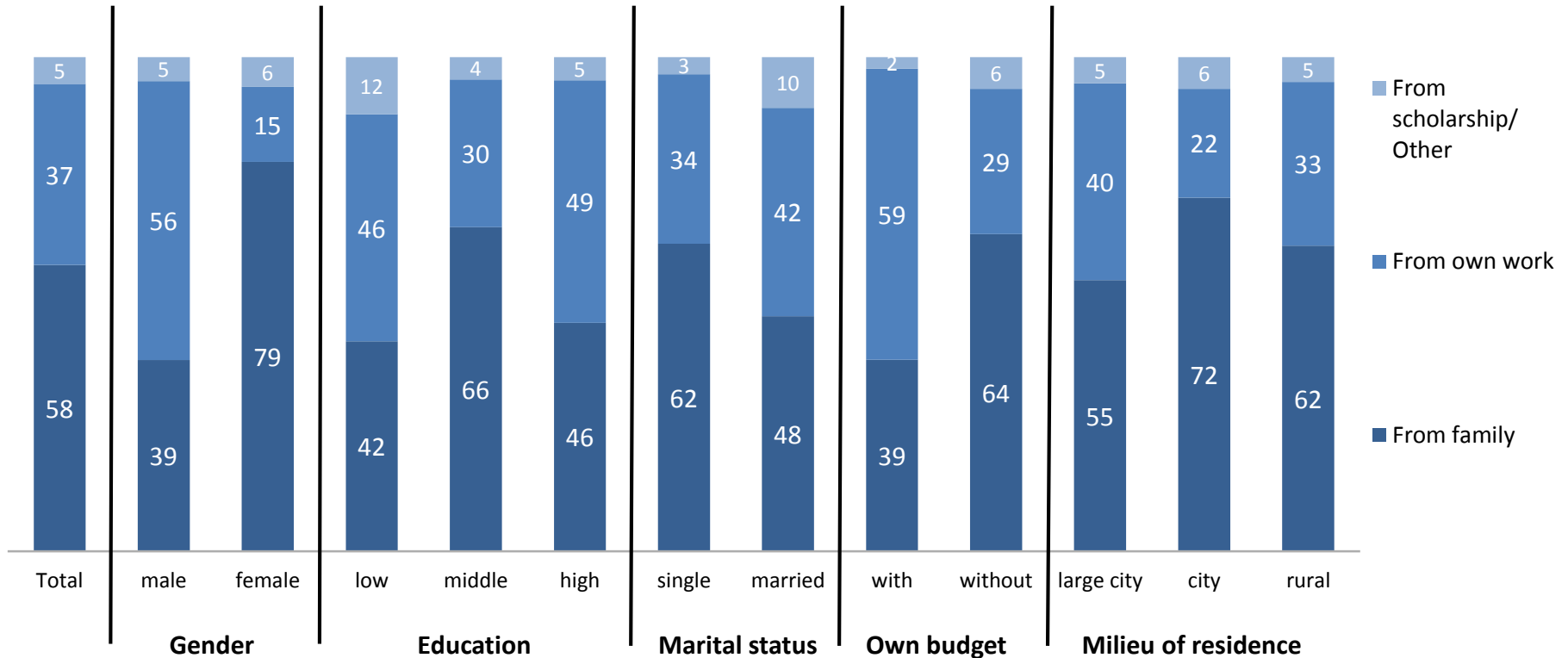
Jordan: No money at disposal – current situation



Q66: If you do not have any money at your disposal, can you please indicate your situation?

Universe: National population, 18 to 30 years/
Basis: Respondents with no money available (Q65)/
Values in percent

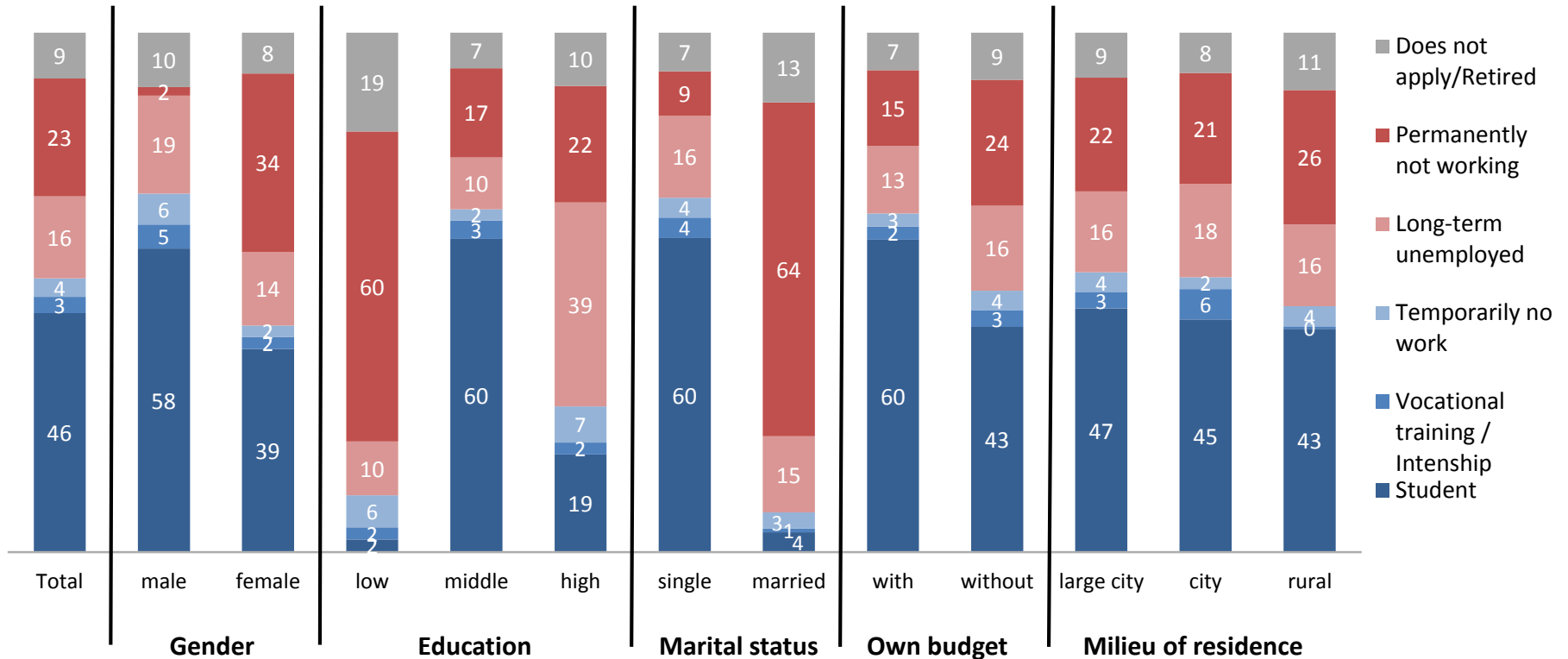
Jordan: Sources of budget



Q67: What are the different sources of your budget?
Multiple answers possible

Universe: National population, 18 to 30 years/
Basis: Respondents with money available (Q65)/
Values in percent

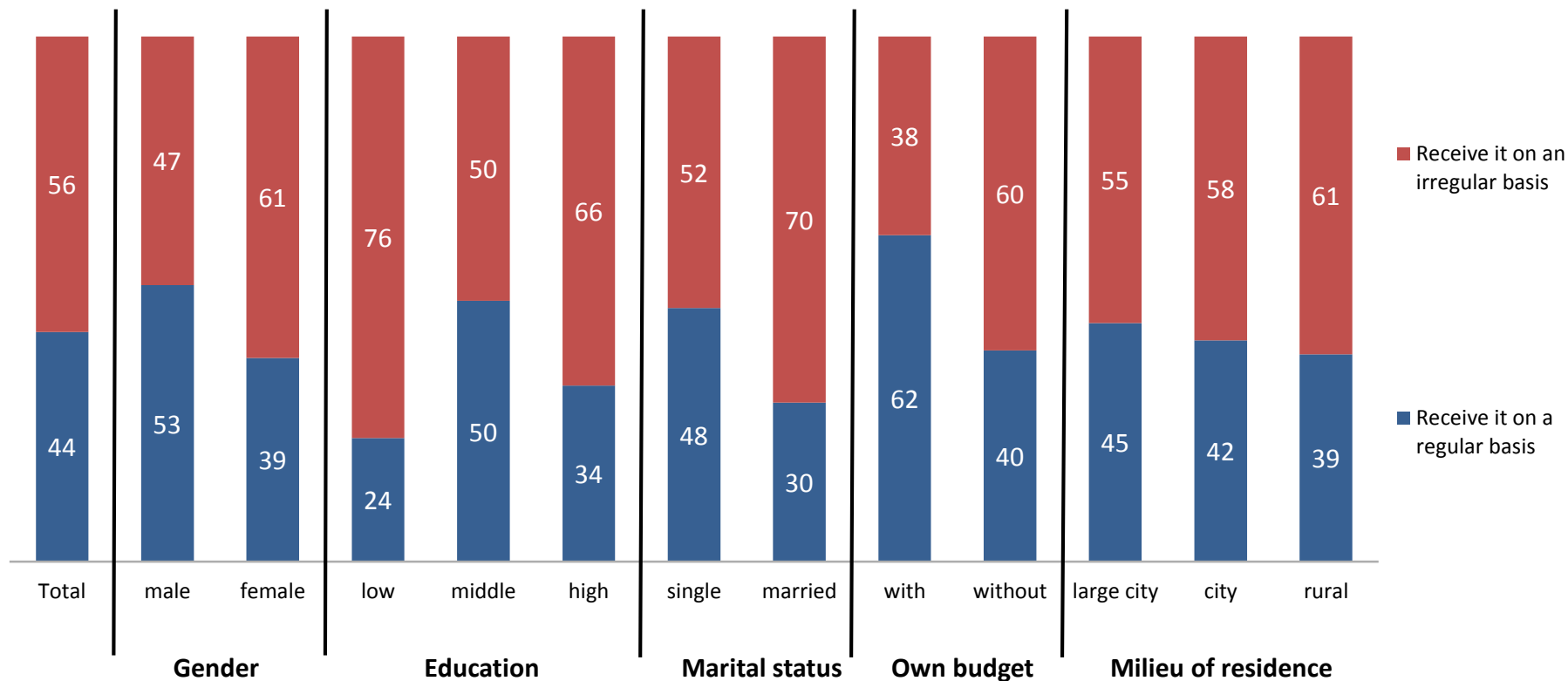
Jordan: Reason for receiving transfers/ budget support



Q68: If the only source for your budget is your family or transfers from other persons / institutions, could you please describe your situation?

Universe: National population, 18 to 30 years/
Basis: Respondents with sources of budget not from own work (Q67)/
Values in percent

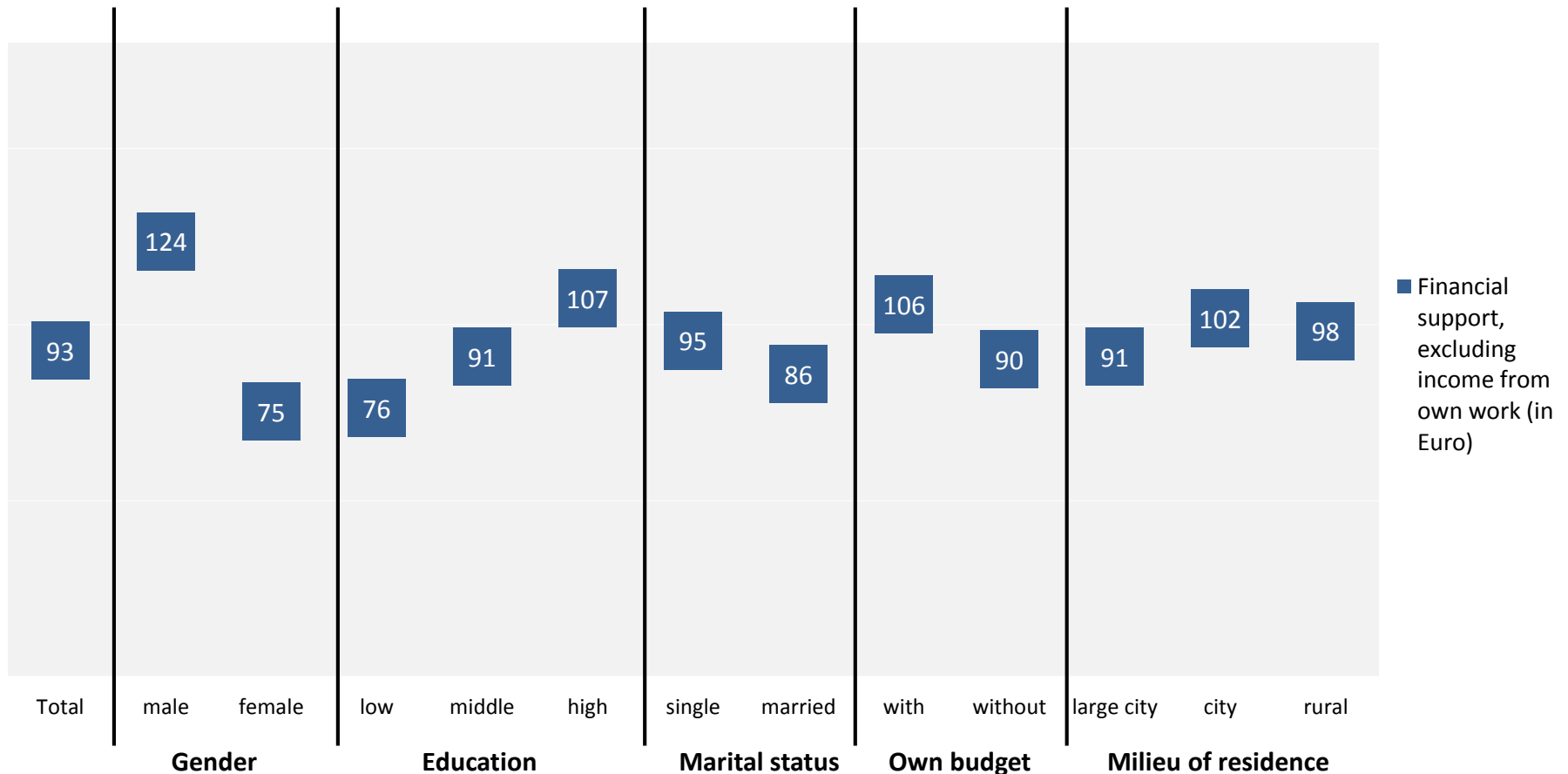
Jordan: Regular or irregular financial support



Q69: You said you receive money from the family or from other sources (excluding income from your own work). Do you ...?

Universe: National population, 18 to 30 years/
 Basis: Respondents with sources of budget (Q67)/
 Values in percent

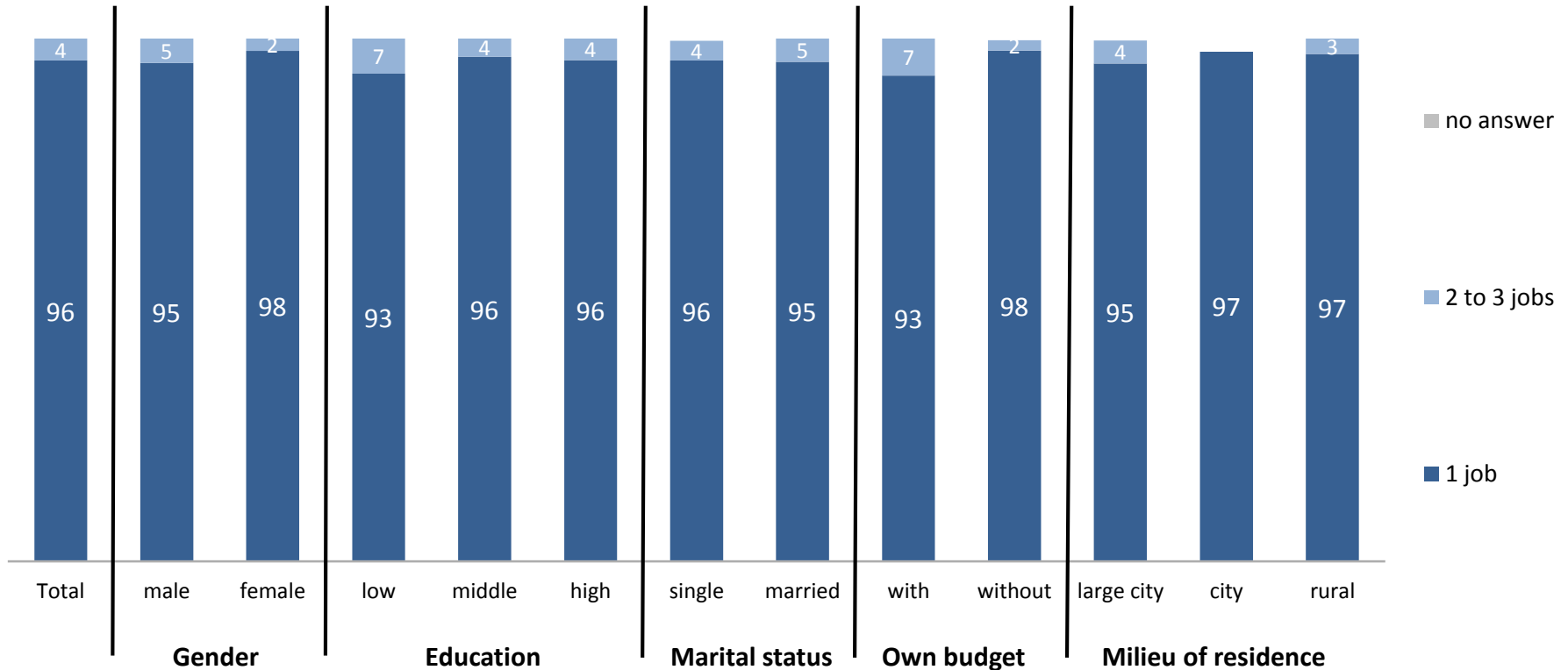
Jordan: Amount of transfers / financial support



Q70: If you have to guess, how much money do you receive on average per month from your family or other sources (excluding income from your own work)?

Universe: National population, 18 to 30 years/
Basis: Respondents with sources of budget (Q67)/
Average values/ Attention: in part small number of cases

Jordan: Current number of jobs



Q71: If you work for money: how many jobs do you have today?

Universe: National population, 18 to 30 years/
Basis: Respondents with income from own work (Q67)/
Values in percent

Jordan: Different tasks and jobs

	Gender		Education			Marital status		Own budget		Milieu of residence			
	Total	male	female	low	middle	high	single	married	with	without	large city	city	rural
State employee	30	28	36	26	29	32	24	40	28	31	27	46	43
Employee (with insurance)	16	14	22	4	15	23	15	18	18	14	17	10	15
Worker (no insurance, but continuous employment)	16	15	18	23	15	13	17	15	16	16	17	10	8
Remunerated labourer as part of a family business	7	7	4	6	7	6	7	7	7	6	7	10	3
Self-employed with higher education (medical doctor, lawyer etc.)	5	5	4	8	3	6	6	4	6	5	4	11	8
Self-employed without higher education (trade, commerce, industry, etc.)	10	11	5	9	14	4	12	6	12	8	11		5
Self-employed in agriculture	3	3	2	3	3	3	3	3	3	4	4		
Self-employed in service sector (continuous work, unstable income)	6	7	1	4	7	5	6	5	5	6	5	9	3
Day labourer (unstable employment, unstable income)	8	8	7	17	8	4	10	3	9	8	8	4	13
Retired	4	5	1	3	4	5	4	4	6	3	4	5	5
Other	2	2	3	3	2	2	2	2	1	3	2		1

Universe: National population, 18 to 30 years/

Q72: What kind of different tasks/jobs are you doing?

Basis: Respondents with income from own work (Q67)/ Values in percent

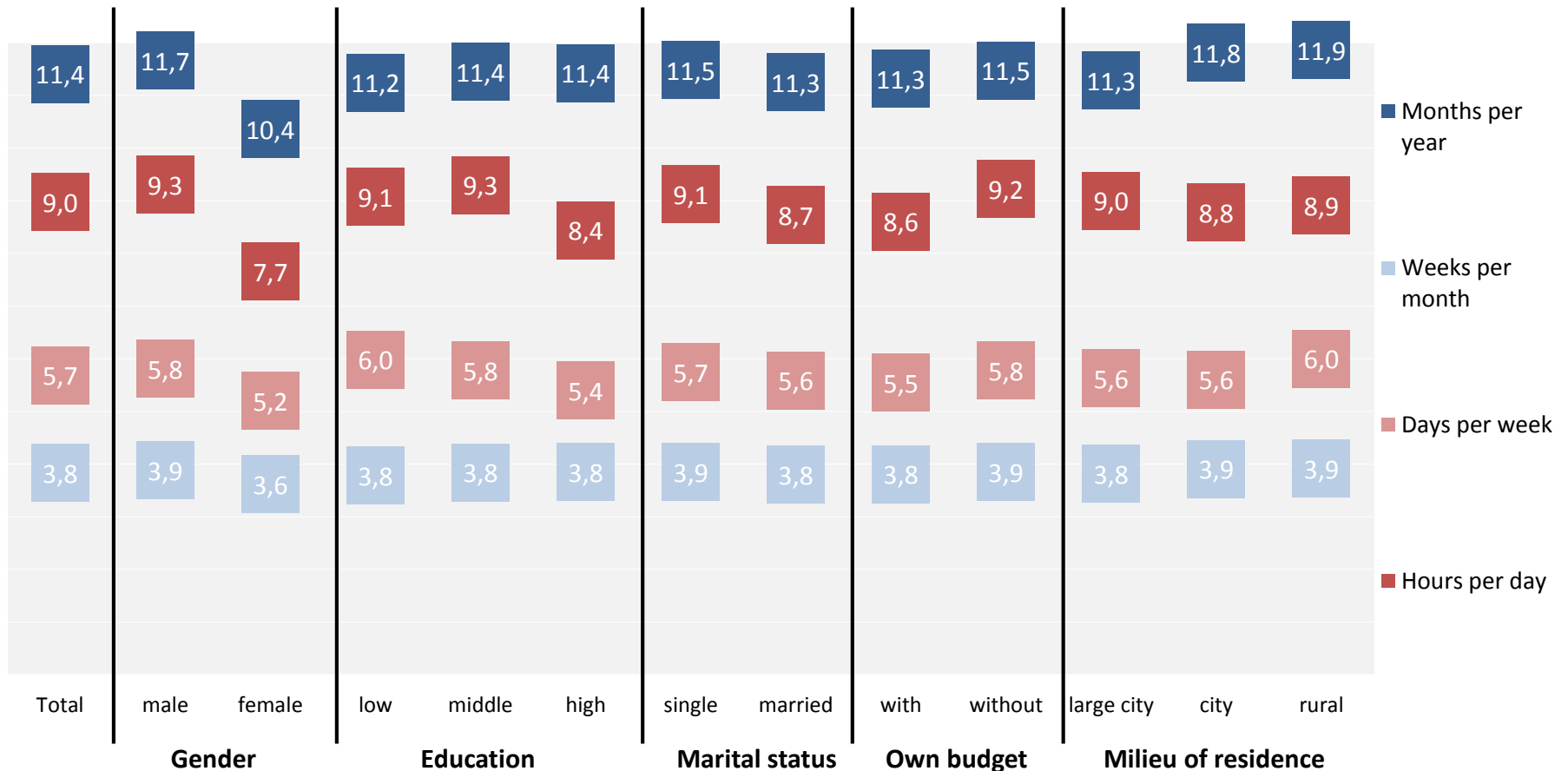
Jordan: Jobs most important for income

	Total	Gender		Education			Marital status		Own budget		Milieu of residence		
		male	female	low	middle	high	single	married	with	without	large city	city	rural
State employee	29	28	36	26	29	32	24	40	28	31	27	46	40
Employee (with insurance)	15	13	22	4	14	22	14	18	17	14	16	10	15
Worker (no insurance, but continuous employment)	16	15	18	23	15	13	17	15	16	16	17	10	8
Remunerated labourer as part of a family business	6	7	1	3	7	6	7	5	6	6	7	10	3
Self-employed with higher education (medical doctor, lawyer etc.)	4	4	4	5	3	5	5	3	4	4	3	9	8
Self-employed without higher education (trade, commerce, industry, etc.)	10	11	5	9	13	4	12	5	12	8	11		5
Self-employed in agriculture	3	3	2	3	3	2	3	3	2	4	4		
Self-employed in service sector (continuous work, unstable income)	5	6	1	2	6	5	5	4	3	6	5	6	3
Day labourer (unstable employment, unstable income)	7	7	7	17	6	4	9	3	6	8	7	4	13
Retired	3	4	1	3	2	4	3	3	5	2	3	5	5
Other	2	1	3	3	1	2	2	1	0	2	2		1

Q73: Please rank these jobs concerning your income from most important (1) to least important (3)?

Universe: National population, 18 to 30 years/
Basis: Respondents with income from own work (Q67)/ Q73 rank "1"/ Values in percent

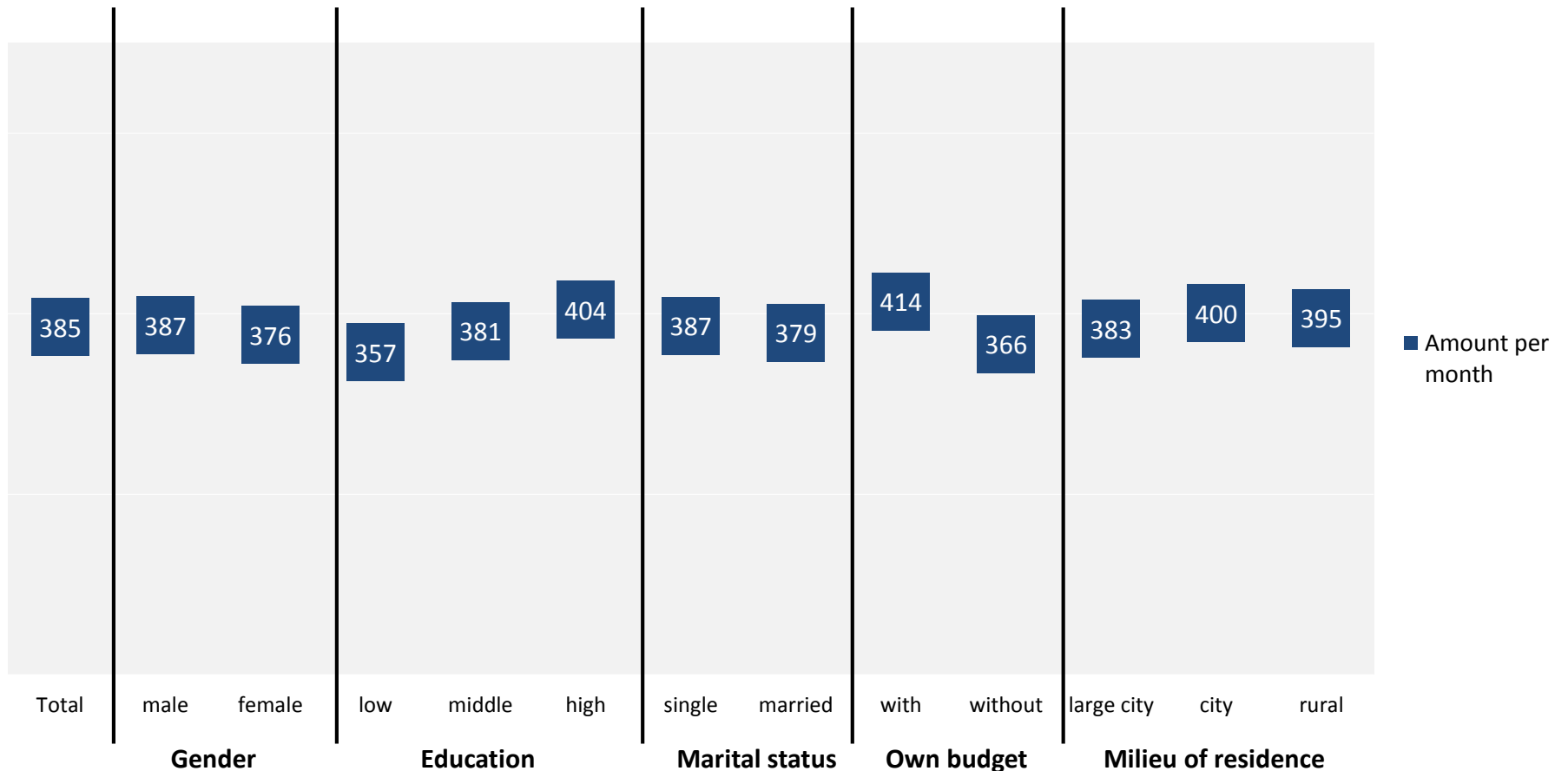
Jordan: Frequency of work – most important job



Universe: National population, 18 to 30 years/
Basis: Respondents with income from own work (Q67)/
Values in percent

Q74: Frequency of work: Please tell me how many ... you are working.

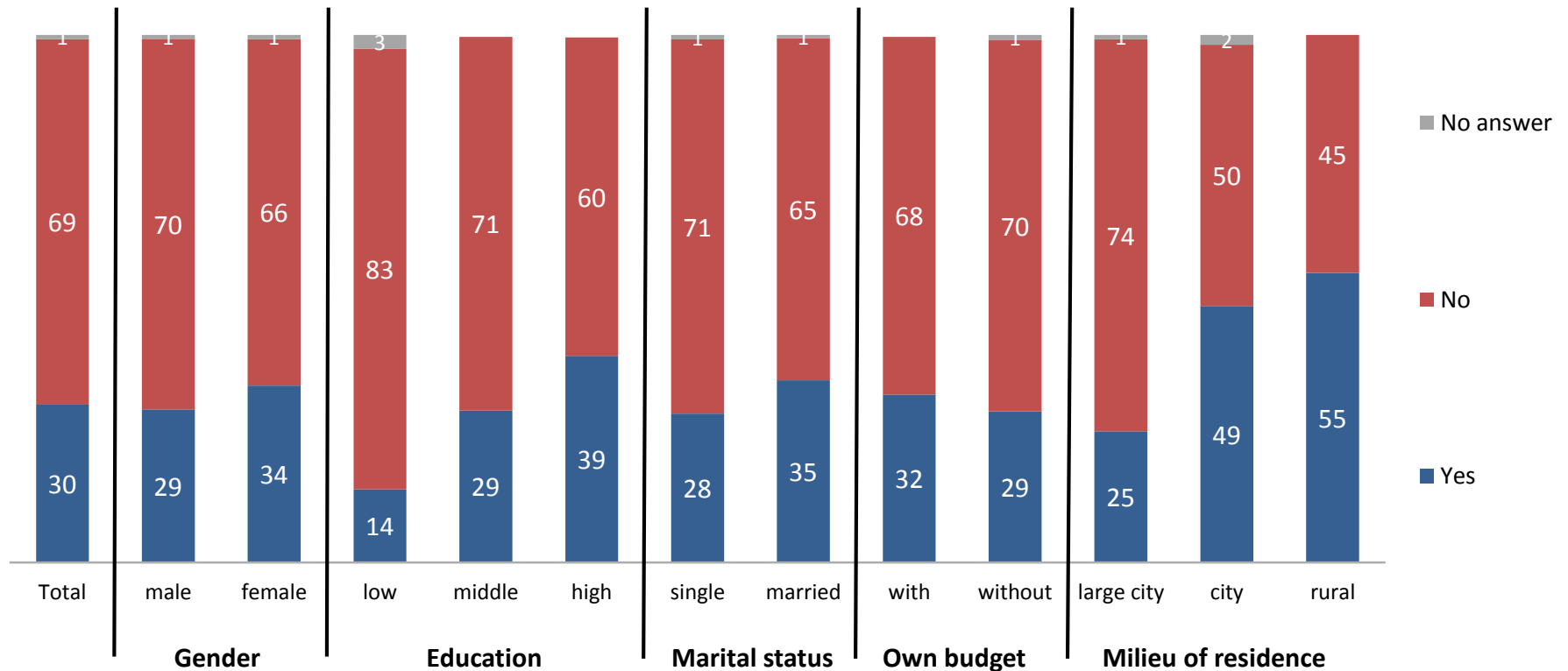
Jordan: Income - most important job (in Euro)



Q75: And how much are you paid per job? (Only one answer per job)

Universe: National population, 18 to 30 years/
Basis: Respondents with income from own work (Q67)/
Average Values

Jordan: Sickness payment - most important job



Q76: Do you receive continuous payment in case of sickness? (Answer for each job)

Universe: National population, 18 to 30 years/
Basis: Respondents with income from own work (Q67)/
Values in percent

Jordan: Information about most important job

	Gender		Education			Marital status		Own budget		Milieu of residence			
	Total	male	female	low	middle	high	single	married	with	without	large city	city	rural
Friends informed me about this job	35	34	39	26	35	39	35	33	37	33	34	44	22
Via Internet	8	7	16	4	6	14	10	4	14	4	9	9	5
Somebody from my family informed me	27	29	18	24	33	19	29	22	23	29	25	31	40
I read an advertisement	8	9	7	12	6	9	7	12	8	8	9	1	14
Via a private employment agency	2	2	3	4	1	1	1	4	1	2	2		1
A public institution (e.g. employment office) informed me	1	2			2	0	2	0	2	1	1	7	
Other	19	19	18	30	17	16	17	25	14	22	21	7	17

Q77: How did you find out about your most important job?

Universe: National population, 18 to 30 years/
Basis: Respondents with income from own work (Q67)/ Values in percent

Jordan: Reasons for choosing the job

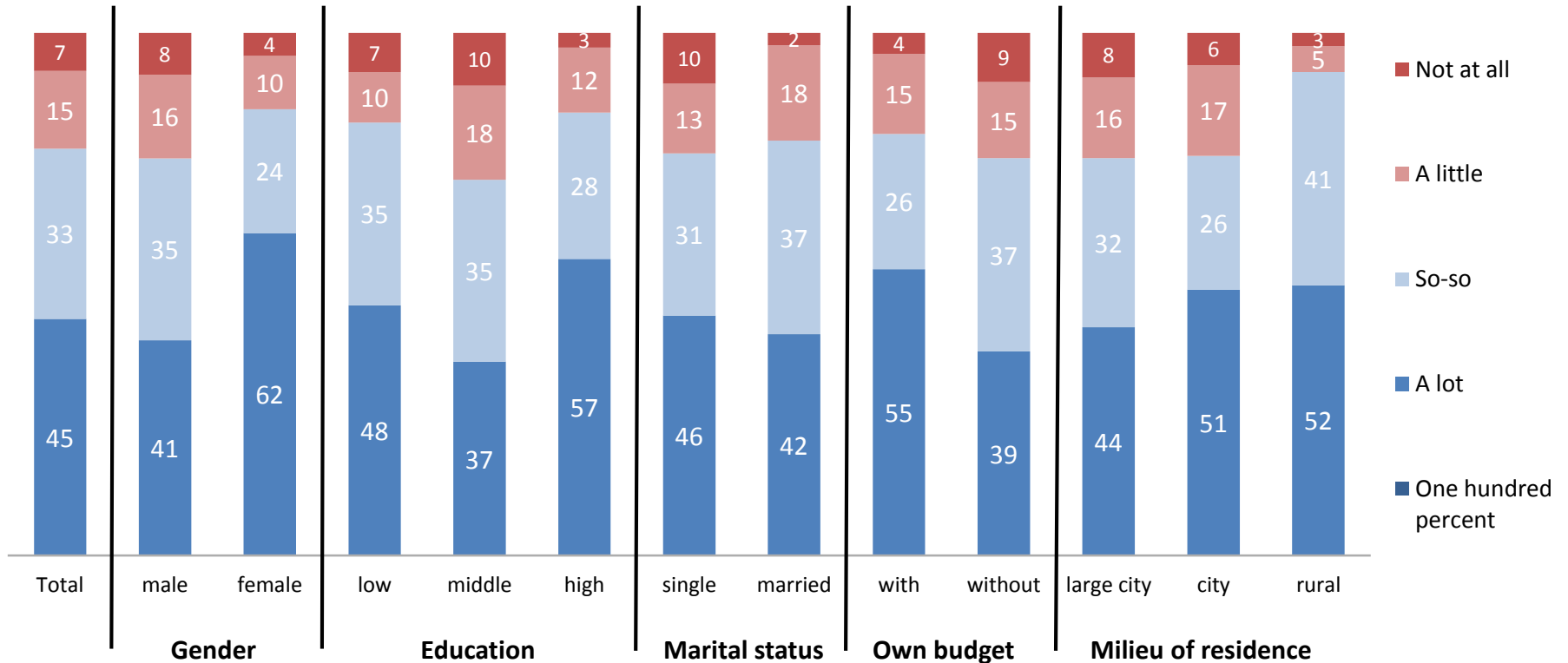
	Total	Gender		Education			Marital status		Own budget		Milieu of residence		
		male	female	low	middle	high	single	married	with	without	large city	city	rural
I had no other option	56	58	46	60	61	46	58	51	42	65	55	50	62
It is the only work I know how to do	30	30	29	39	27	30	26	37	26	32	28	28	42
It is a secure job	61	59	68	52	57	70	59	64	66	57	58	64	75
It is a business that belongs to my family	26	28	16	26	29	20	29	19	30	22	25	25	24
My boss is from the same area	24	26	18	24	26	21	27	19	26	23	22	28	34
It's nicely paid	35	37	31	28	35	40	38	28	46	29	35	40	37
It's work that is socially well accepted	60	60	60	46	58	68	62	55	68	54	59	52	67
I can engage with friends and colleagues	53	53	54	42	52	60	58	43	61	49	54	43	58
I can learn a lot	52	51	54	50	47	59	54	46	62	45	50	53	58
I have the option to upgrade my position	48	47	56	48	42	58	51	44	60	41	48	52	54

Universe: National population, 18 to 30 years/

Q78: Concerning this work, what are the reasons you are engaging in it?

Basis: Respondents with income from own work (Q67)/ Values in percent "true"

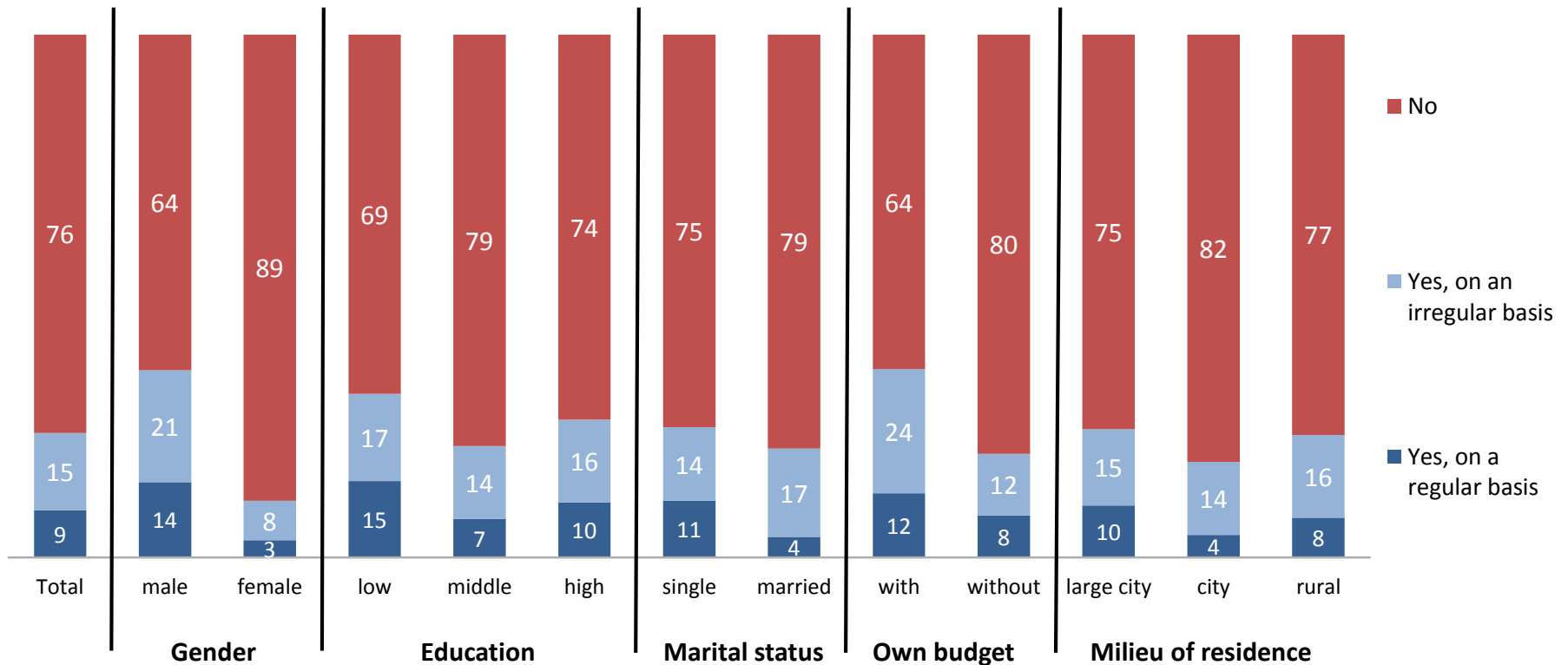
Jordan: Satisfaction with job



Q79: Do you like this work?

Universe: National population, 18 to 30 years/
Basis: Respondents with income from own work (Q67)/
Values in percent

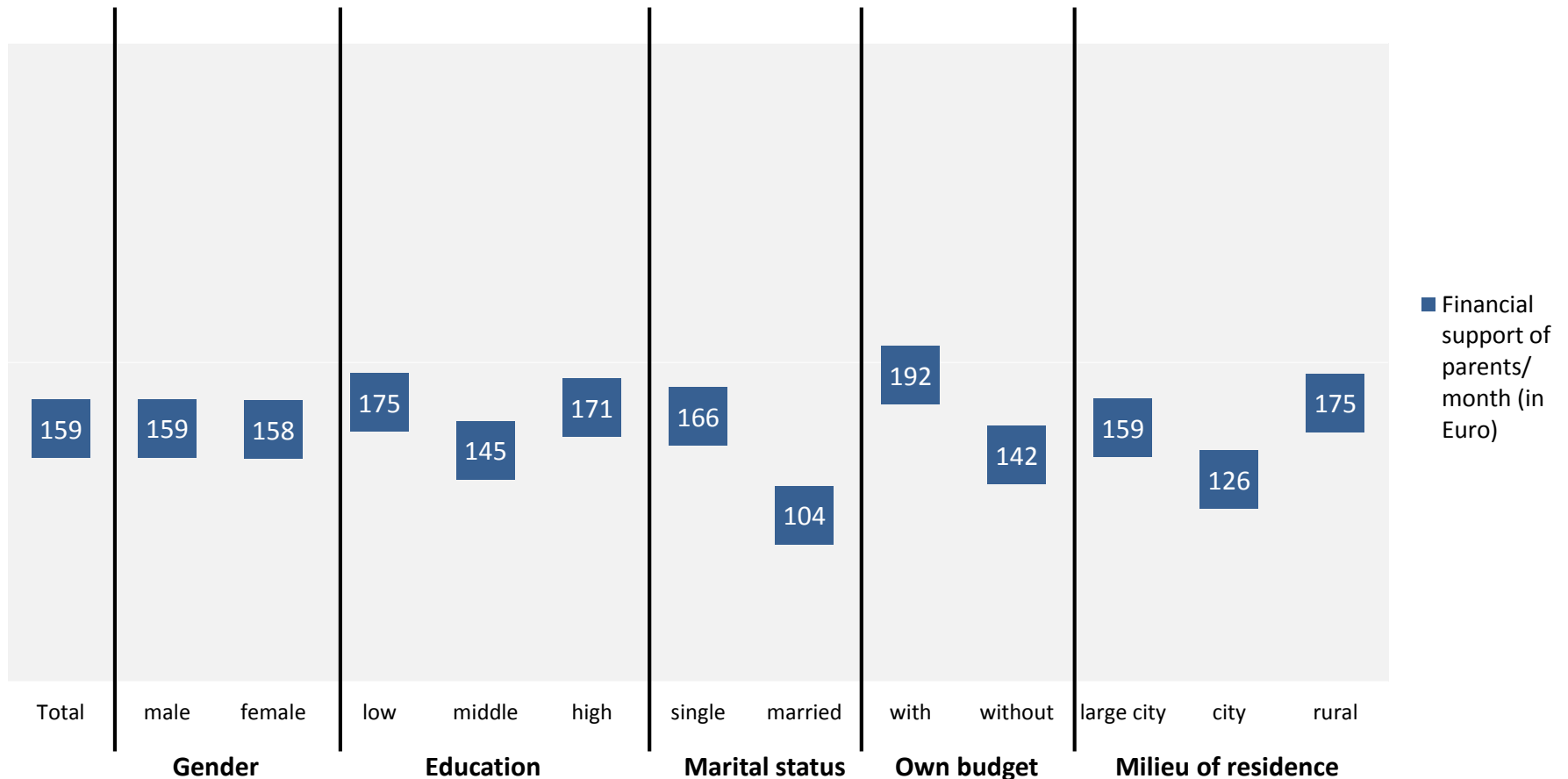
Jordan: Support parents financially



Q80: Do you support your parents financially? If yes, is that on an irregular or regular basis?

Universe: National population, 18 to 30 years/
Values in percent

Jordan: Support parents financially



Q81: How much money per month do you support your parents with?

Universe: National population, 18 to 30 years/
Basis: Respondents supporting their parents financially (Q80)/
Values in percent/ Attention: in part small number of cases

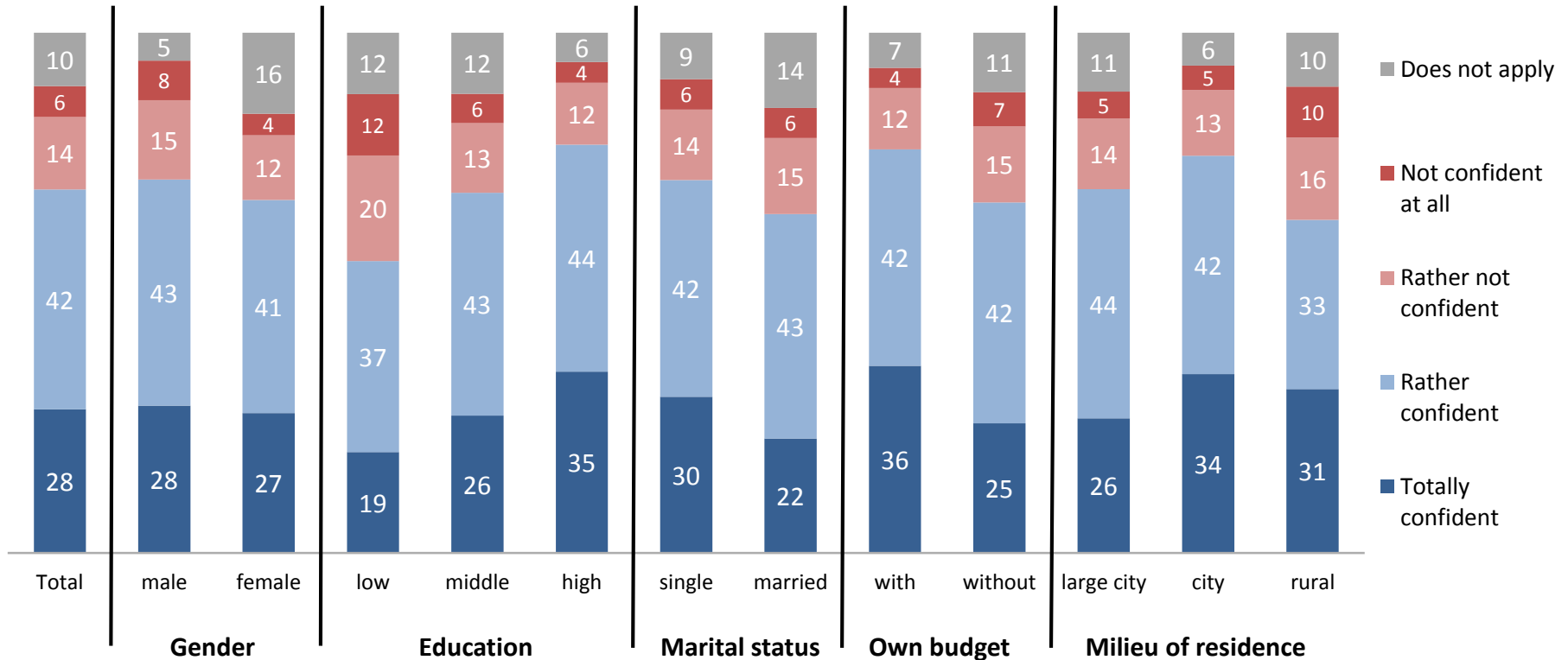
Jordan: Employment situation

	Total	Gender		Education			Marital status		Own budget		Milieu of residence		
		male	female	low	middle	high	single	married	with	without	large city	city	rural
Earning a high income	56	64	48	45	58	57	59	50	62	54	55	51	65
Options to upgrade my position	53	61	45	40	54	58	56	47	58	52	53	49	65
A secure job	57	65	48	50	57	61	59	52	62	56	55	58	69
Having a lot of contacts with other people	48	56	40	40	50	48	51	40	52	47	48	42	62
The feeling of achieving something	52	58	45	41	53	55	54	45	58	50	52	45	61
The feeling of being accepted	49	55	43	47	47	56	51	44	52	49	50	47	53
The possibility to support others	45	50	39	38	45	49	48	37	46	45	43	44	57
The possibility of implementing own ideas	47	52	42	37	48	48	50	40	47	47	44	50	63
Doing something useful for society	44	47	41	35	44	49	46	39	48	42	44	42	50
The possibility of doing something that makes sense to me	47	52	42	35	49	50	51	37	49	47	46	48	57
A job that allows for enough leisure time	42	45	38	36	42	45	44	37	47	40	42	39	46

Q82: How should an employment situation and your job be in order for you to be satisfied?

Universe: National population, 18 to 30 years/
Values in percent "very important"

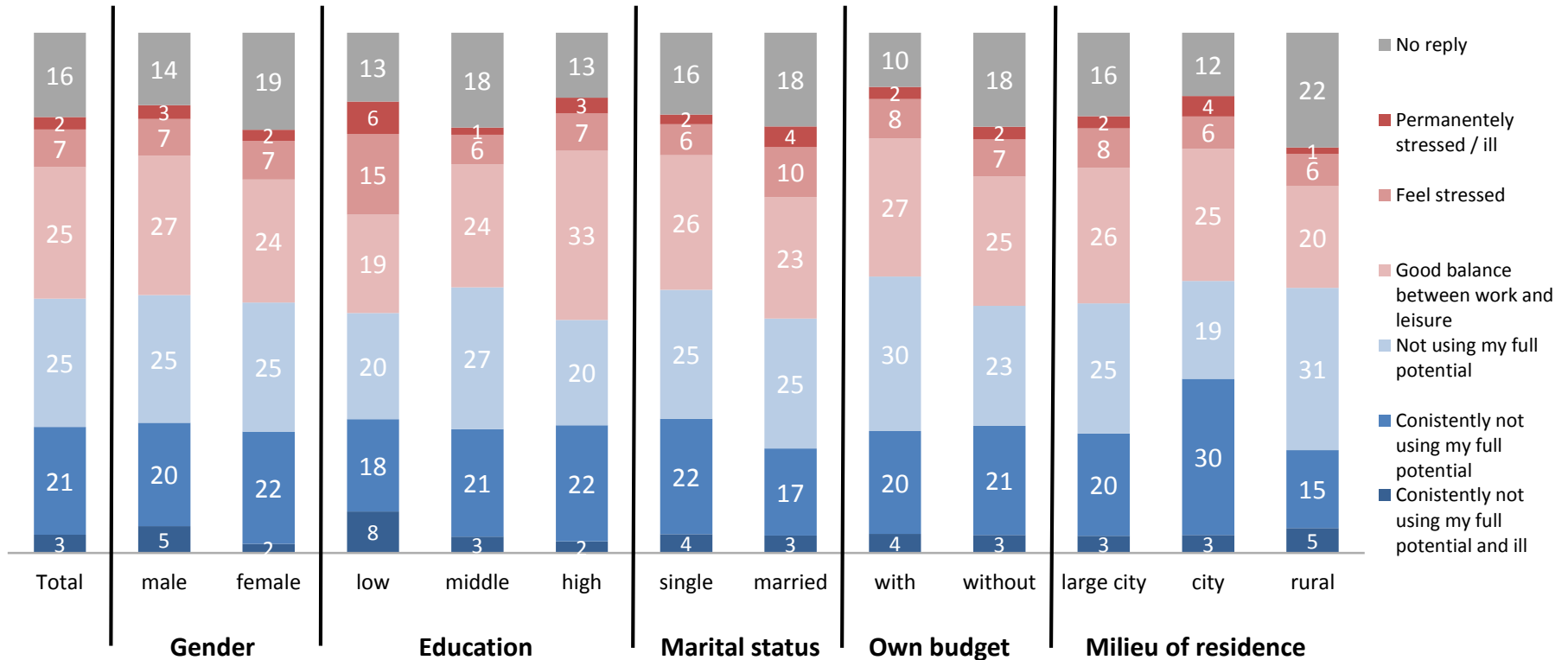
Jordan: Confidence in realizing job wishes



Q83: How confident are you about the possibility of realising your wishes concerning your job?

Universe: National population, 18 to 30 years/
Values in percent

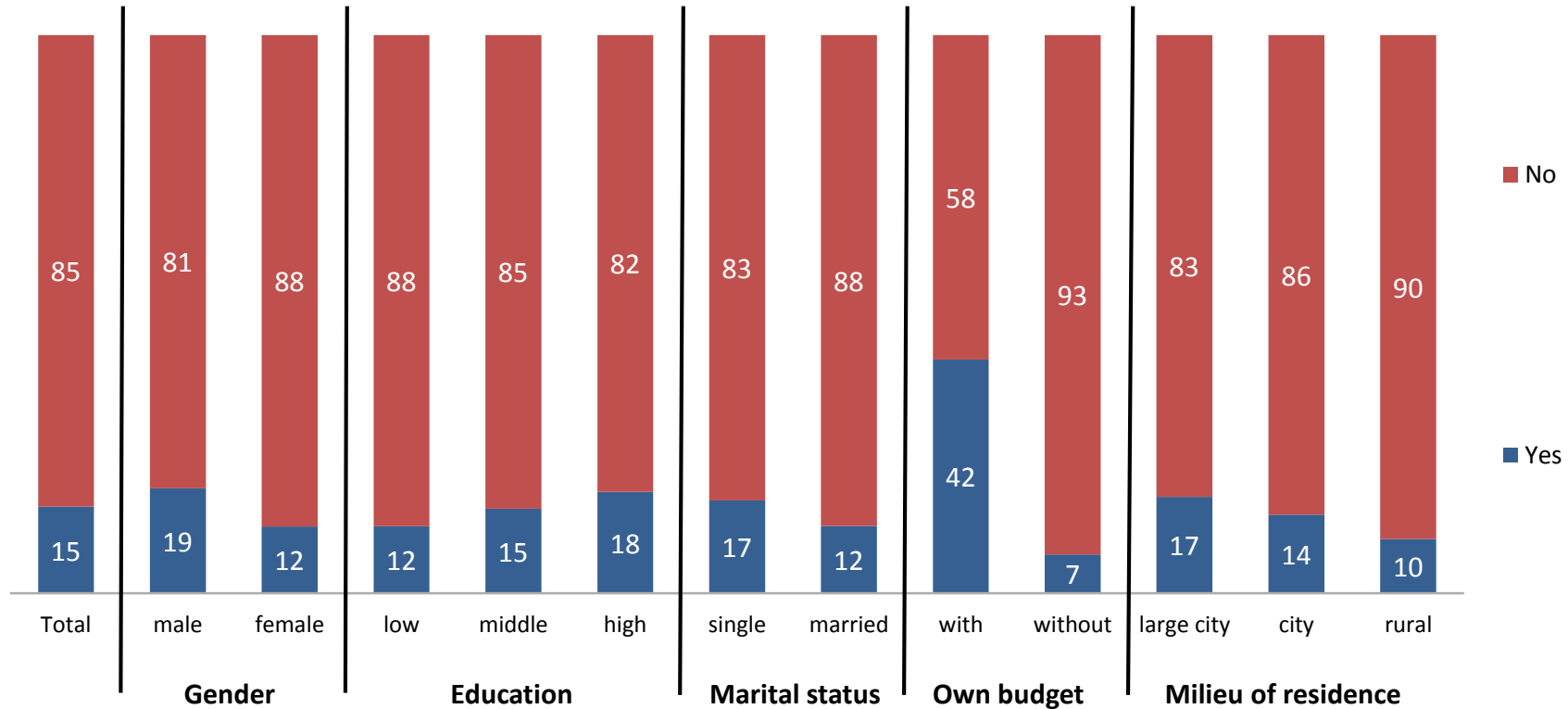
Jordan: Performance level



Q84: Are you already at the maximum of your performance concerning your studies, your work, or your daily affairs? What describes your situation best?

Universe: National population, 18 to 30 years/
Values in percent

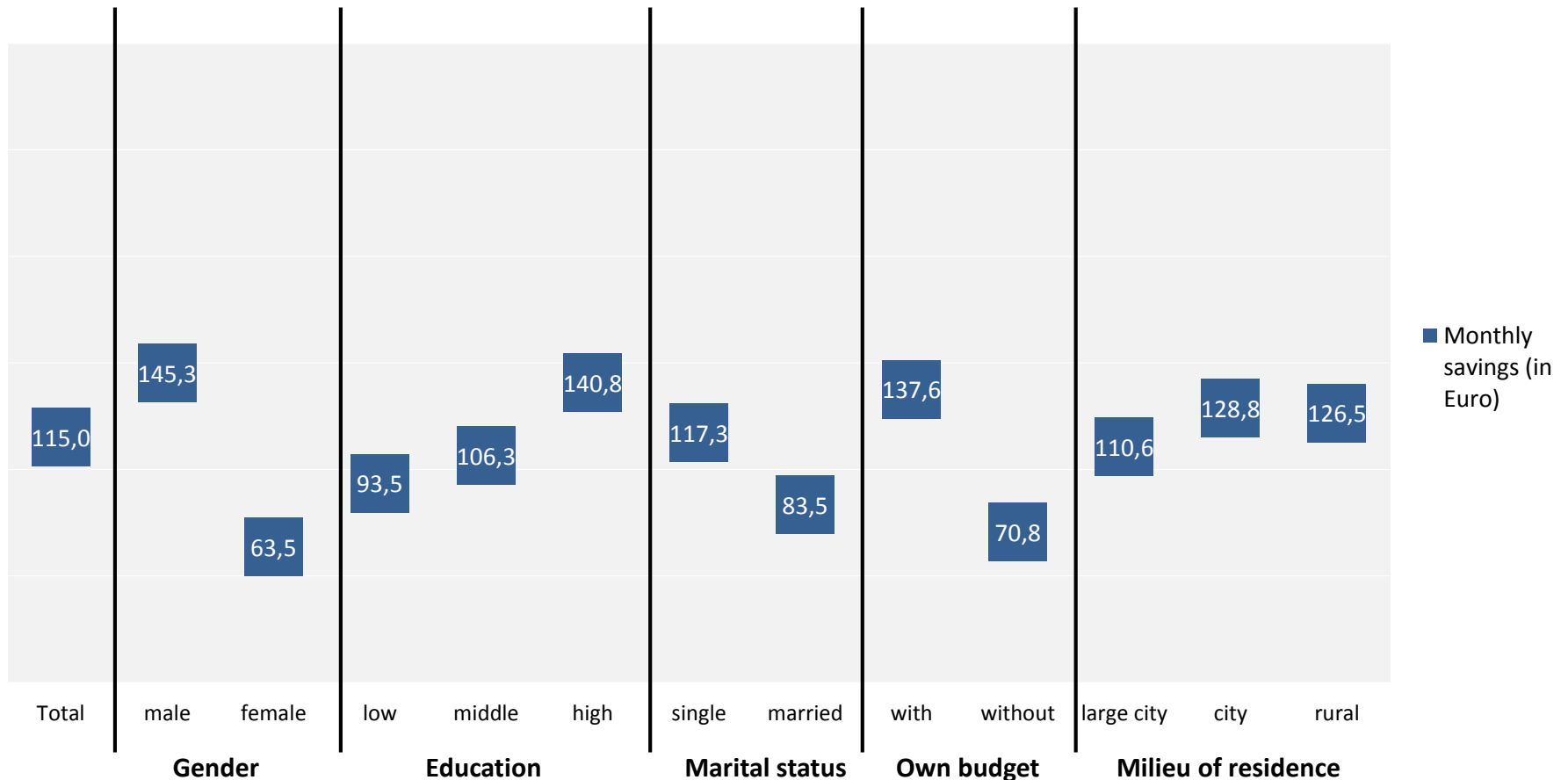
Jordan: Savings



Q85: Are you in a position to save money?

Universe: National population, 18 to 30 years/
Values in percent

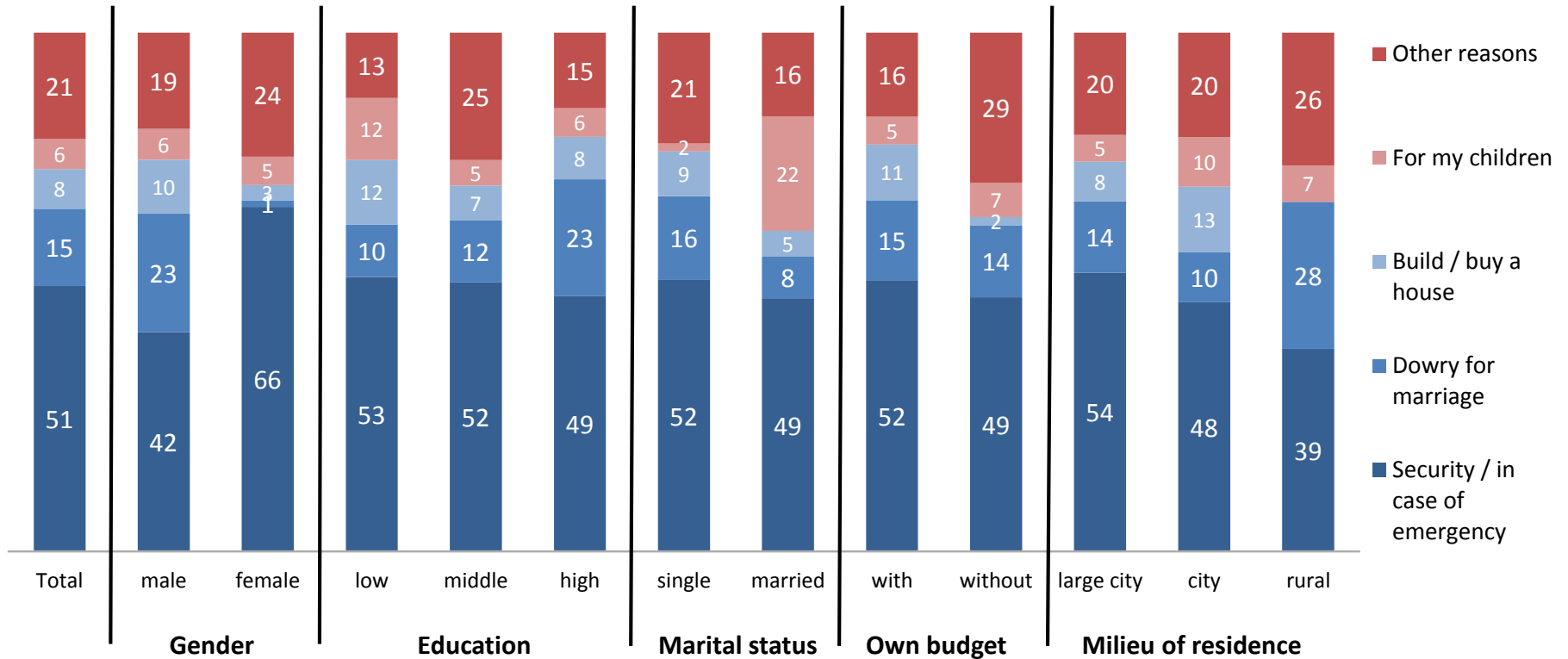
Jordan: Savings per month



Q86: How much money do you save per month on average?

Universe: National population, 18 to 30 years/
Basis: Respondents who can save money (Q85)/
Average values in Euro/ Attention: in part small number of cases

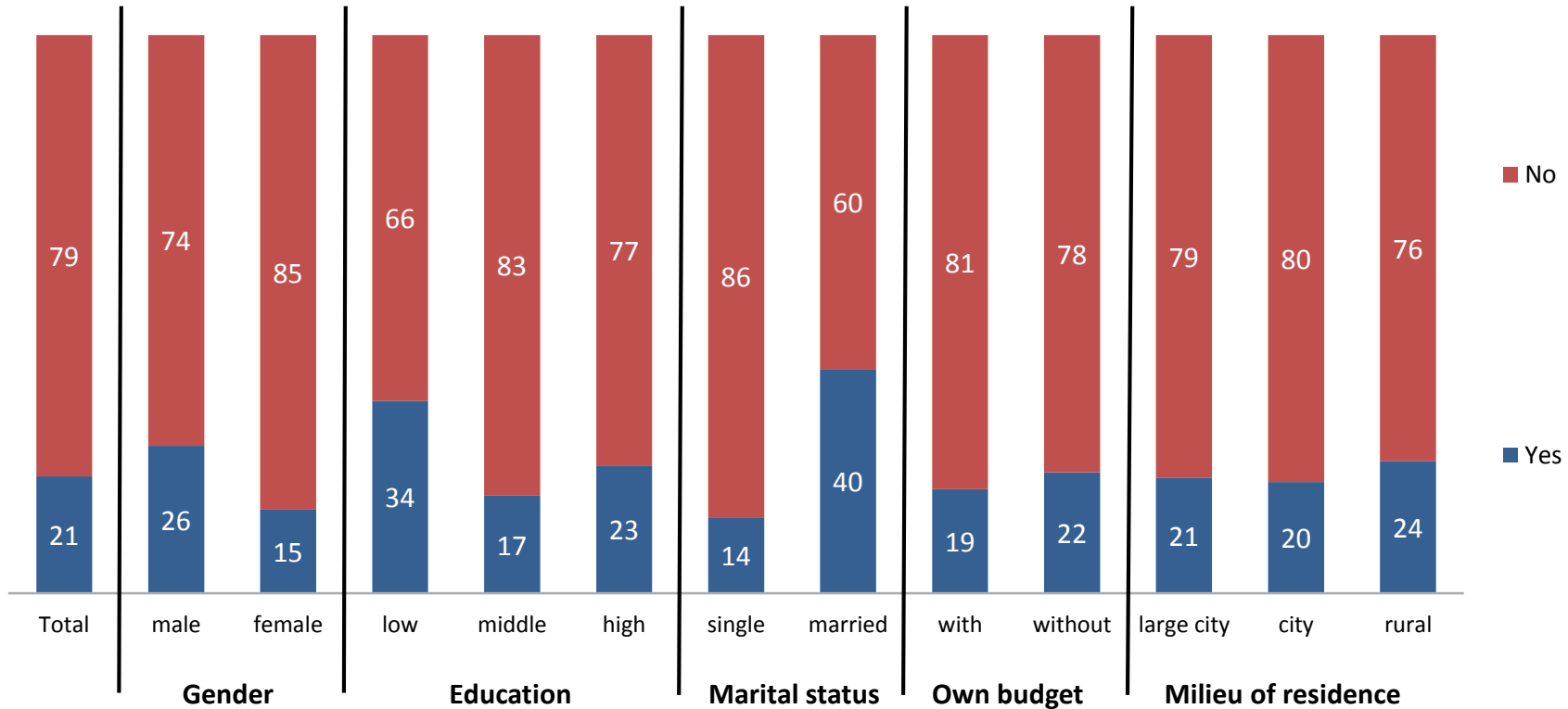
Jordan: Purpose of savings



Q87: For what purpose do you save money primarily?

Universe: National population, 18 to 30 years/
Basis: Respondents who can save money (Q85)/
Values in percent/ Attention: in part small number of cases

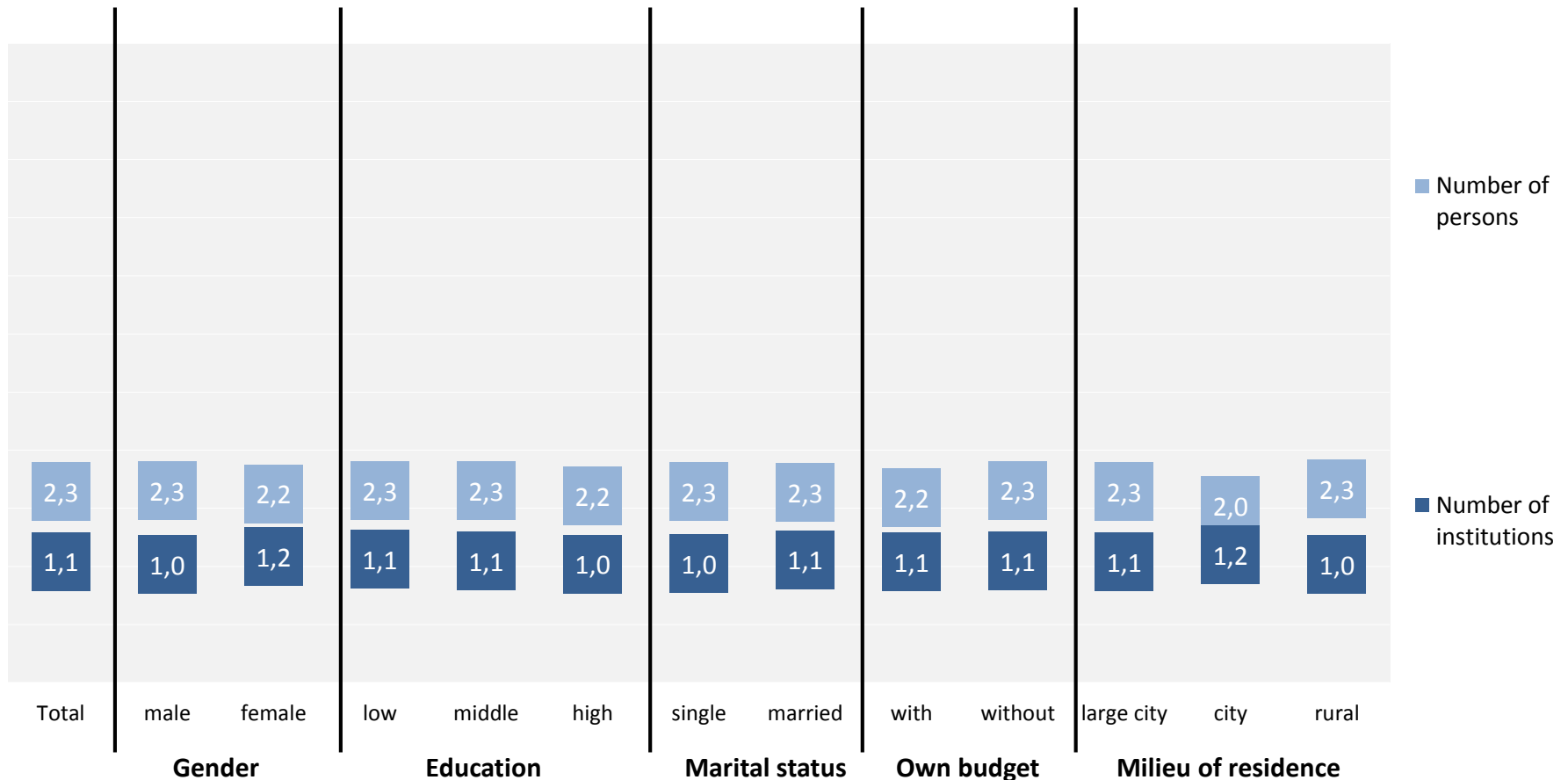
Jordan: Debts



Q88: Do you have debts, either with institutions (e.g. banks) or individuals?

Universe: National population, 18 to 30 years/
Values in percent

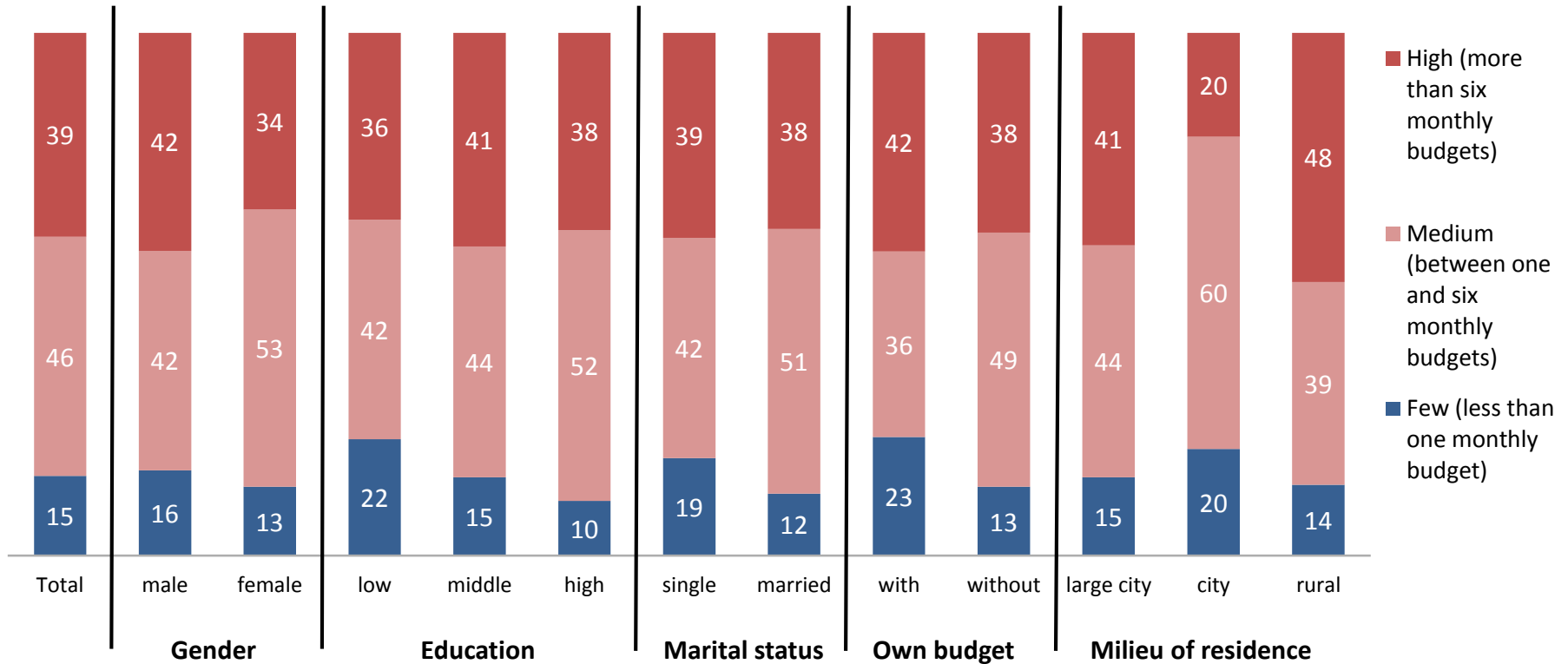
Jordan: Number of institutions/persons in debt with



Universe: National population, 18 to 30 years/
Basis: Respondents with debts (Q88)/
Average values

Q89: To how many institutions (e.g. banks) or persons do you have debts?

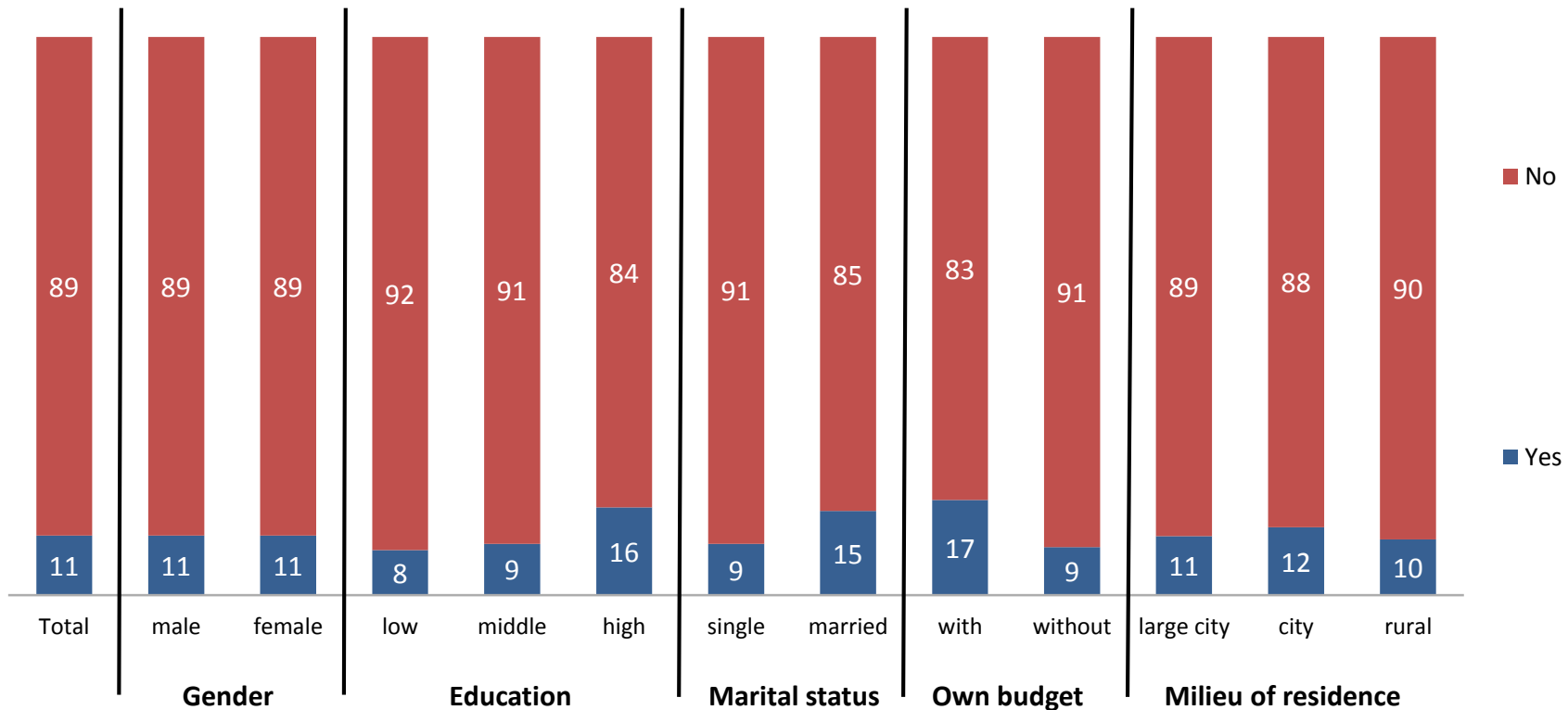
Jordan: Amount of debts



Q90: How high are your debts?

Universe: National population, 18 to 30 years/
Basis: Respondents with debts (Q88)/
Values in percent

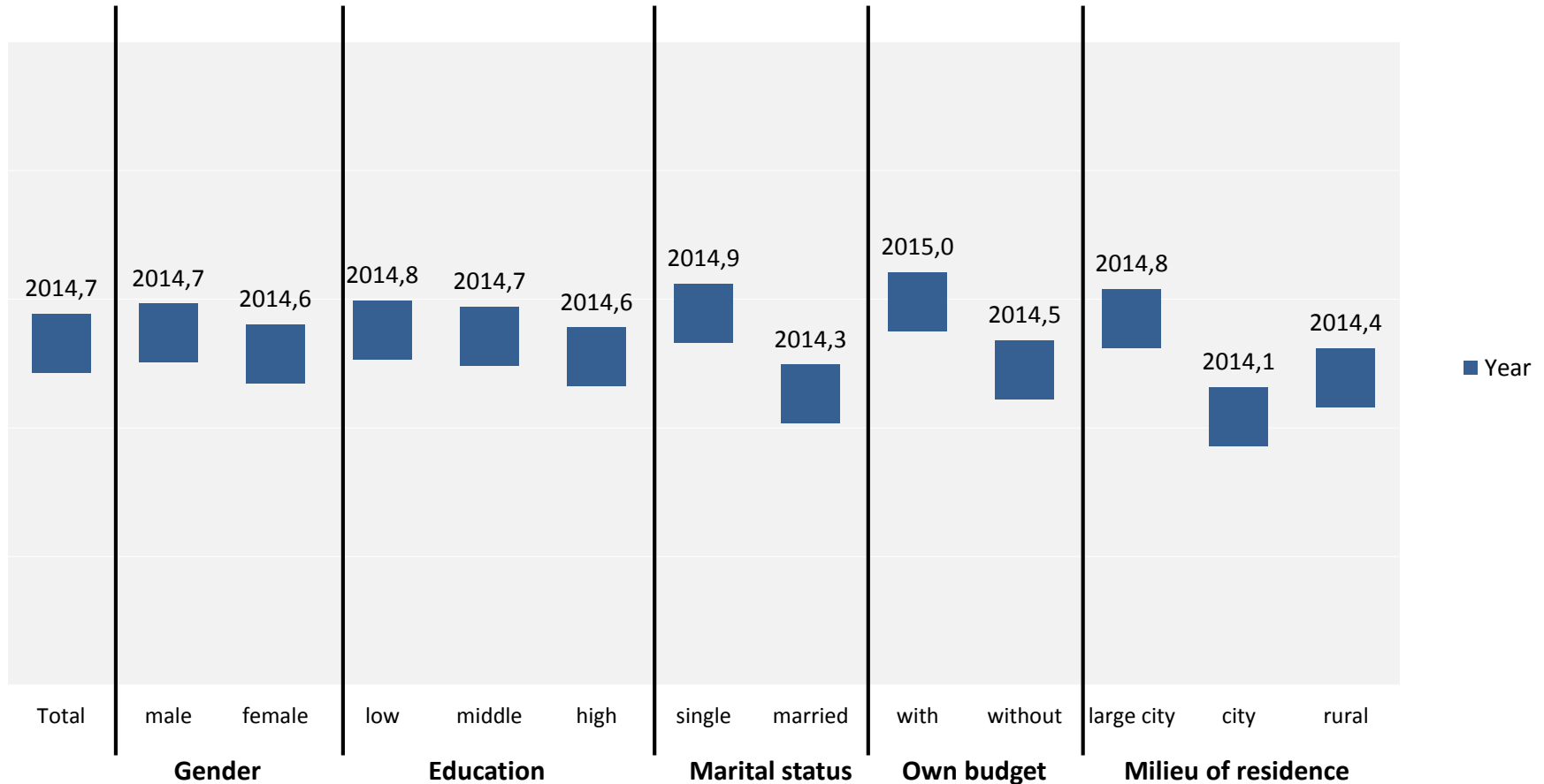
Jordan: Member of rotating savings association



Q91: Have you ever been a member of a rotating savings association?

Universe: National population, 18 to 30 years/
Values in percent

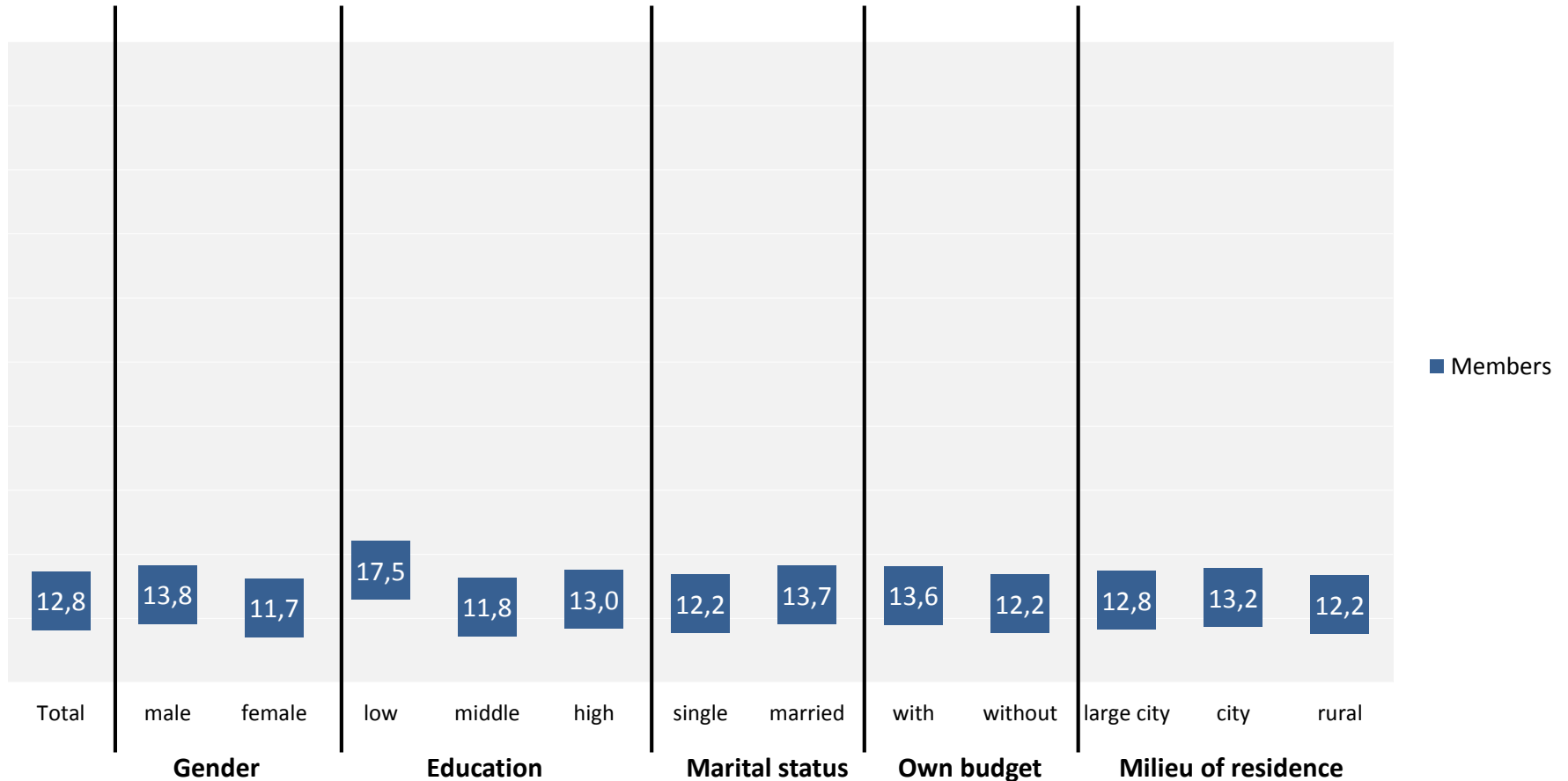
Jordan: Participation



Universe: National population, 18 to 30 years/
Basis: Respondents participating in a rotating savings association(Q91)/
Year (Average values)

Q92: When did you last participate in a rotating savings association?

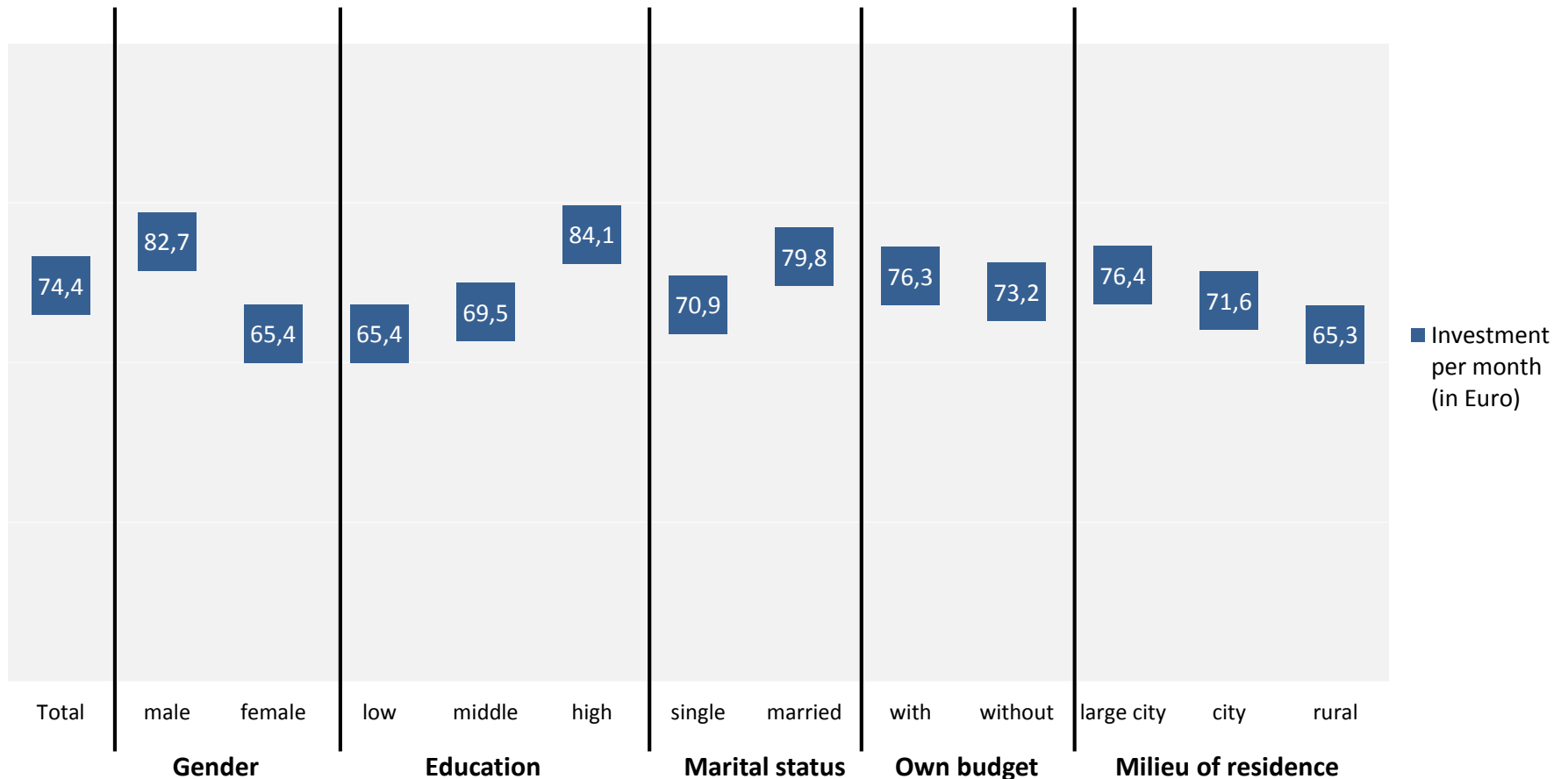
Jordan: Participants



Q93: How many members took part, including yourself?

Universe: National population, 18 to 30 years/
Basis: Respondents participating in a rotating savings association (Q91)/
Average values

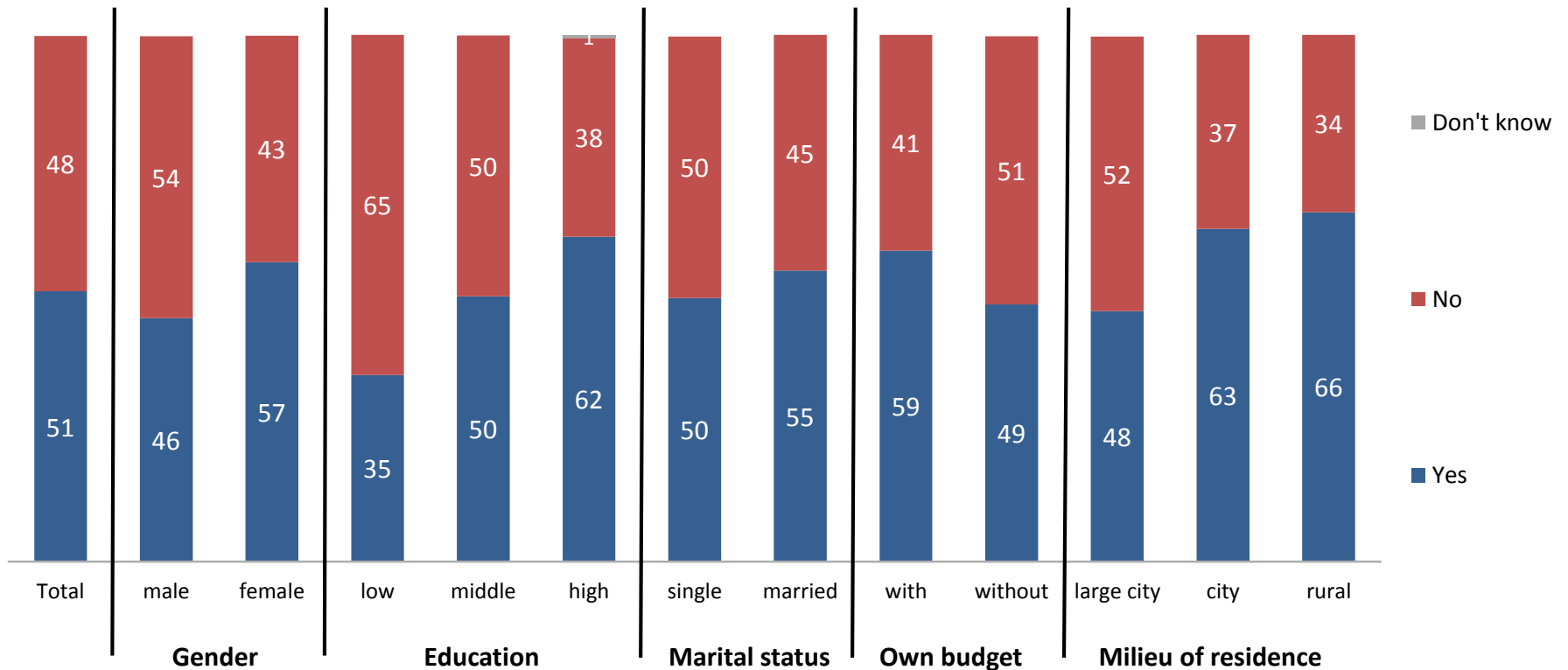
Jordan: Investment per month



Universe: National population, 18 to 30 years/
Basis: Respondents participating in a rotating savings association (Q91)/
Average values

Q94: What amount did you personally invest per month?

Jordan: Health insurance



Q95: Do you have a health insurance?

Universe: National population, 18 to 30 years/
Values in percent

EXPENDITURES

Jordan: Monthly expenditures I

	Total	Gender		Education			Marital status		Own budget		Milieu of residence		
		male	female	low	middle	high	single	married	with	without	large city	city	rural
Wheat and bread	54	51	58	59	52	59	51	64	49	56	52	70	51
Food (oil, sugar, etc.)	69	69	68	68	69	68	65	77	66	69	68	76	62
Local snacks	14	15	12	15	14	14	15	10	15	13	13	21	13
McDonald's, Pizza Hut, KFC	8	7	9	1	9	10	9	6	11	7	8	12	3
Clothes	45	40	51	38	46	47	48	37	46	45	45	47	46
Mobile phone	26	27	25	10	26	34	29	19	26	26	27	22	29
Internet	21	24	18	13	22	22	25	10	26	19	20	25	20
Video and online games	2	1	2	1	2	1	2	2	1	2	1	3	2
Paying debts/ instalments	8	10	6	13	7	11	6	15	8	8	9	5	9
Transport/ travelling	8	10	6	4	8	10	9	5	8	8	8	8	11
Cigarettes	19	31	6	23	21	12	21	14	20	19	19	17	23

Q97: Please identify the 4 items you spend most money on.
Multiple answers possible

Universe: National population, 18 to 30 years/
Values in percent

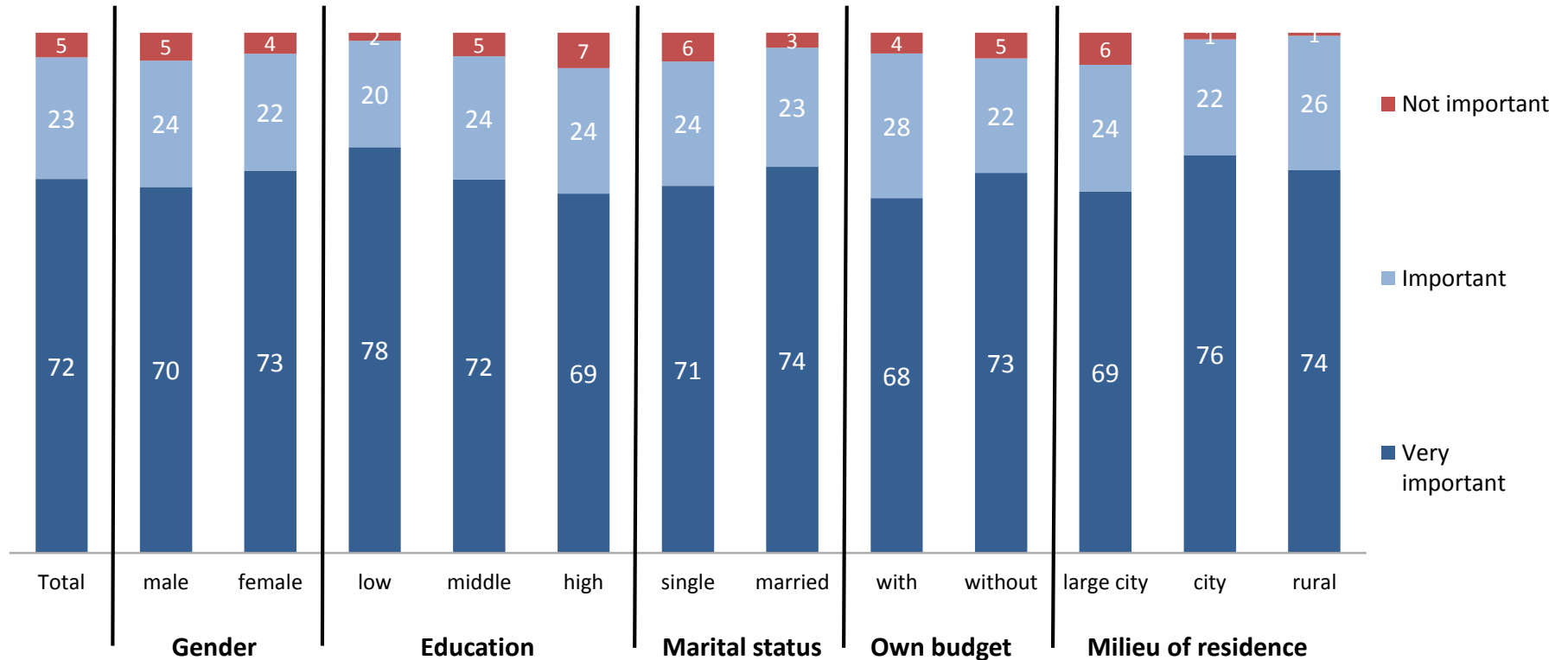
Jordan: Monthly expenditures II

	Total	Gender		Education			Marital status		Own budget		Milieu of residence		
		male	female	low	middle	high	single	married	with	without	large city	city	rural
Medication, drugs	5	5	5	4	5	6	4	8	5	5	5	6	5
Music	2	2	3	5	1	2	2	2	1	3	2	4	3
Going out with friends	9	10	7	8	10	6	10	5	11	8	9	5	10
Water/electricity	36	37	35	43	34	37	31	48	37	36	37	26	37
Housing rent	18	18	18	35	16	14	13	31	13	20	20	7	11
Gas bottles (cooking)	13	11	15	26	11	12	10	20	12	13	14	11	11
Insurance	3	3	4	9	3	2	3	4	4	3	3	4	5
Studies	16	13	19	2	20	12	20	5	18	15	17	11	17
Cosmetics	5	1	10	4	5	7	5	4	4	6	5	3	10
Other	2	3	2	4	2	3	2	2	3	2	2	2	2

Q97: Please identify the 4 items you spend most money on.
Multiple answers possible

Universe: National population, 18 to 30 years/
Values in percent

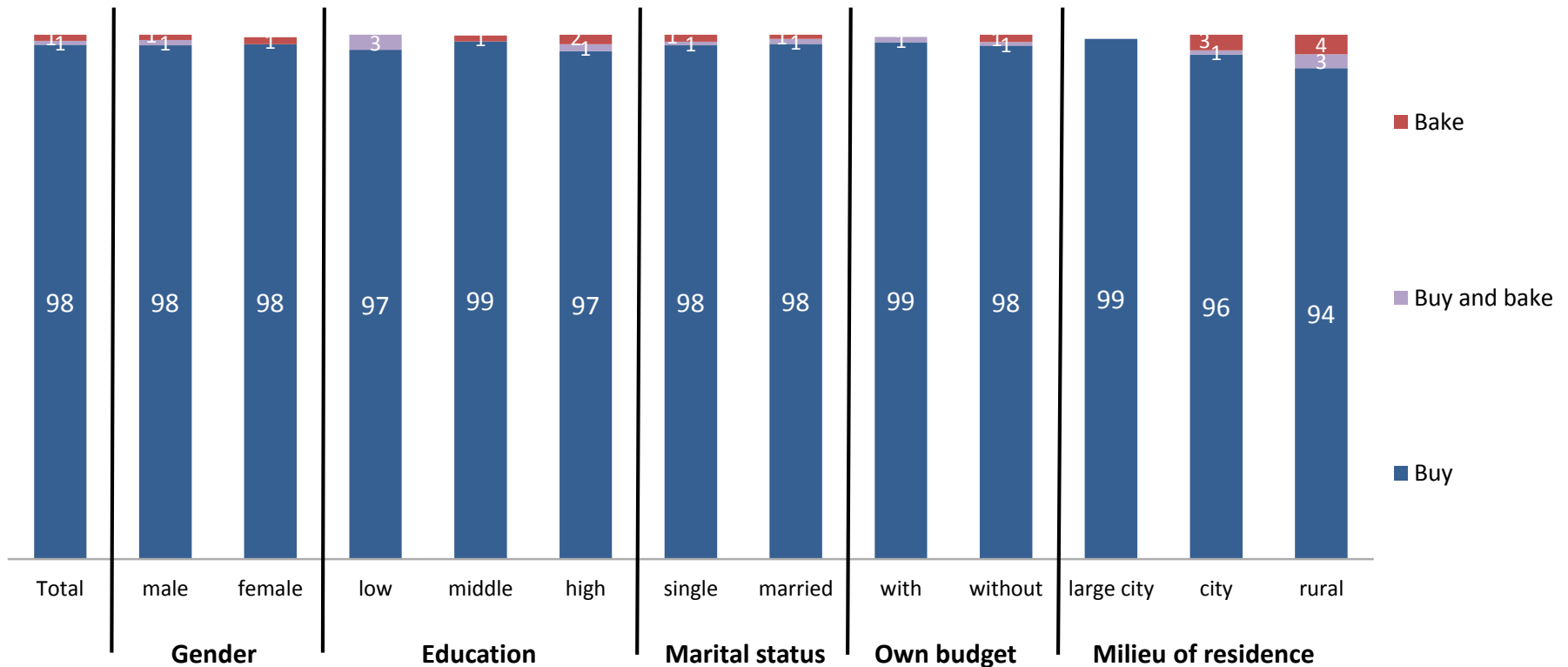
Jordan: Importance of cheap bread



Q98: How important is the availability of cheap bread for you and your family?

Universe: National population, 18 to 30 years/
Values in percent

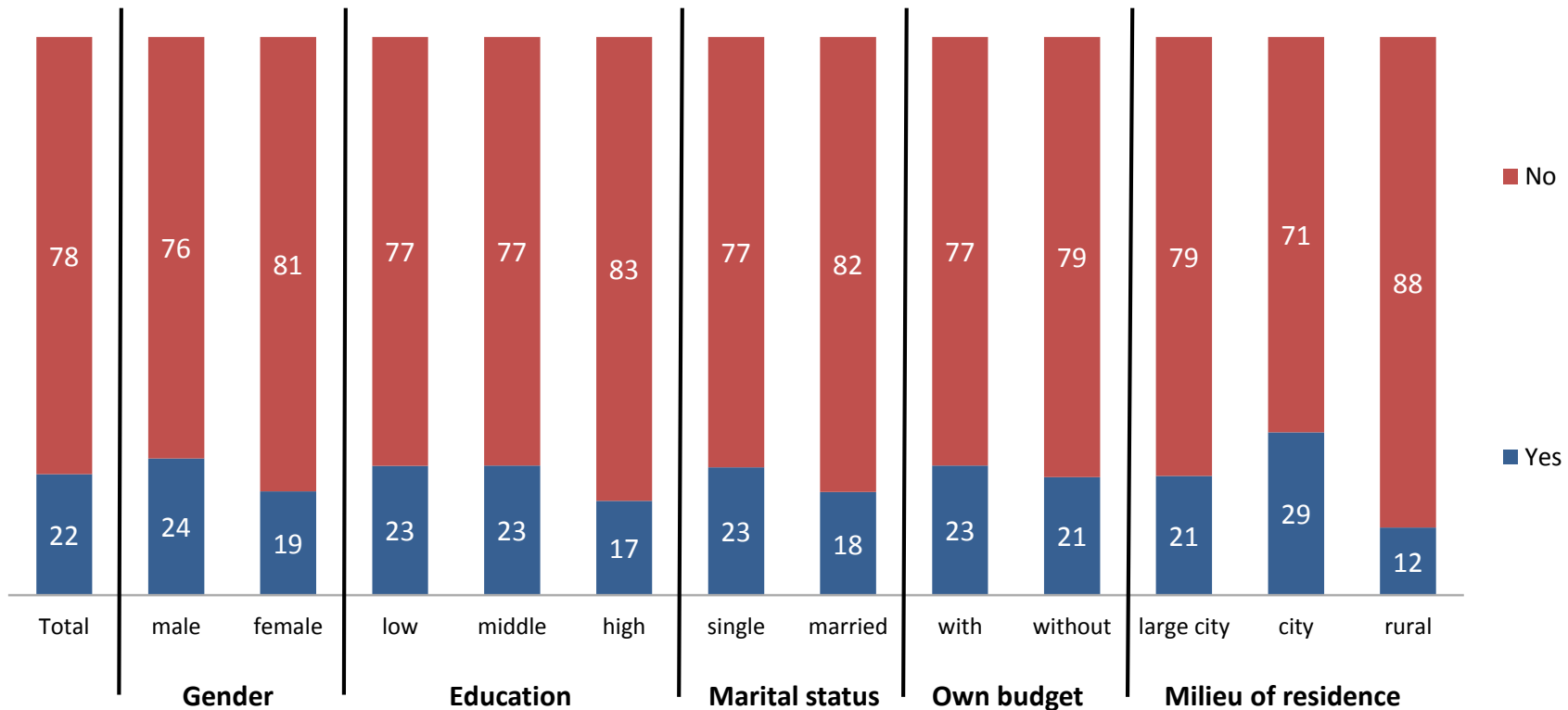
Jordan: Producing bread



Q99: Do you buy or bake bread in your household?

Universe: National population, 18 to 30 years/
Values in percent

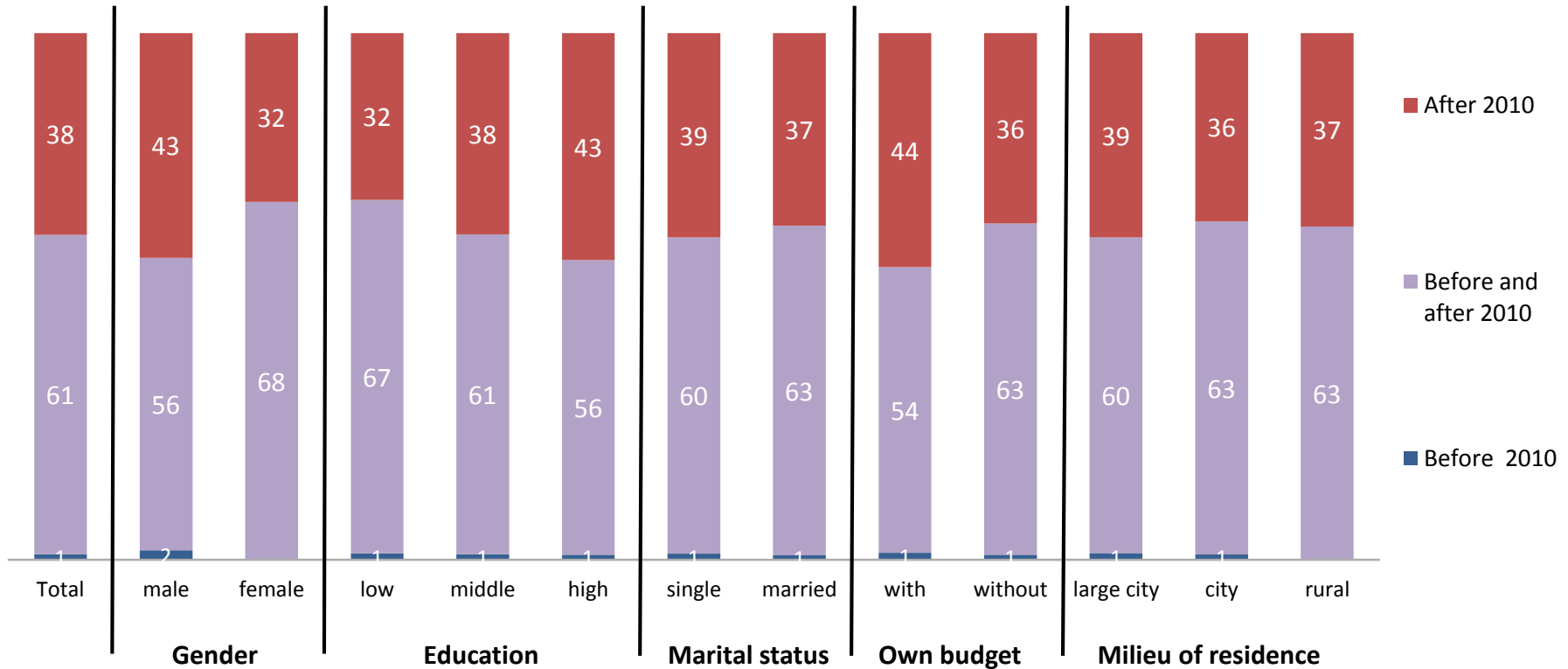
Jordan: Bread supply



Q100: Have you ever made the experience of having to wait for being supplied with bread (except during Ramadan)?

Universe: National population, 18 to 30 years/
Values in percent

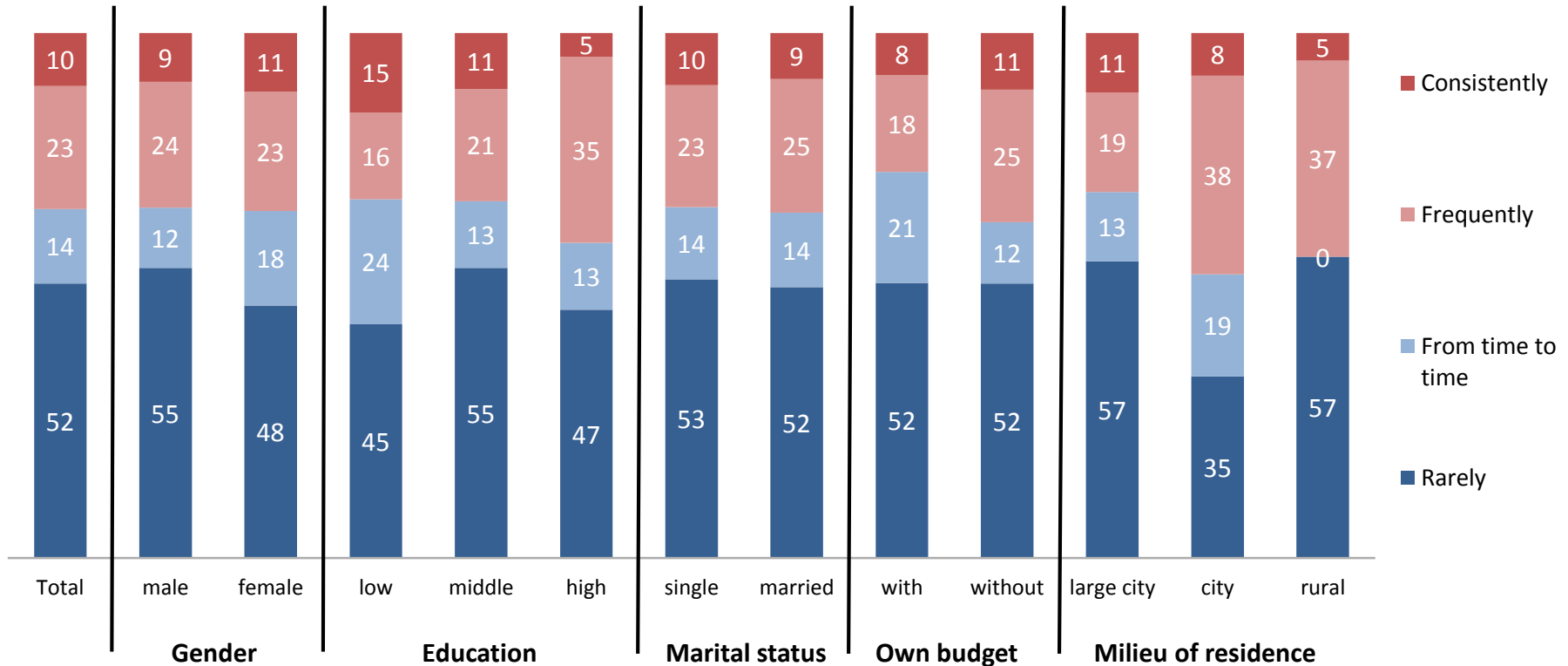
Jordan: Bread supply – experience to wait



Q101: Was that...?

Universe: National population, 18 to 30 years/
Basis: Respondents that made the experience to wait for bread (Q100)
Values in percent

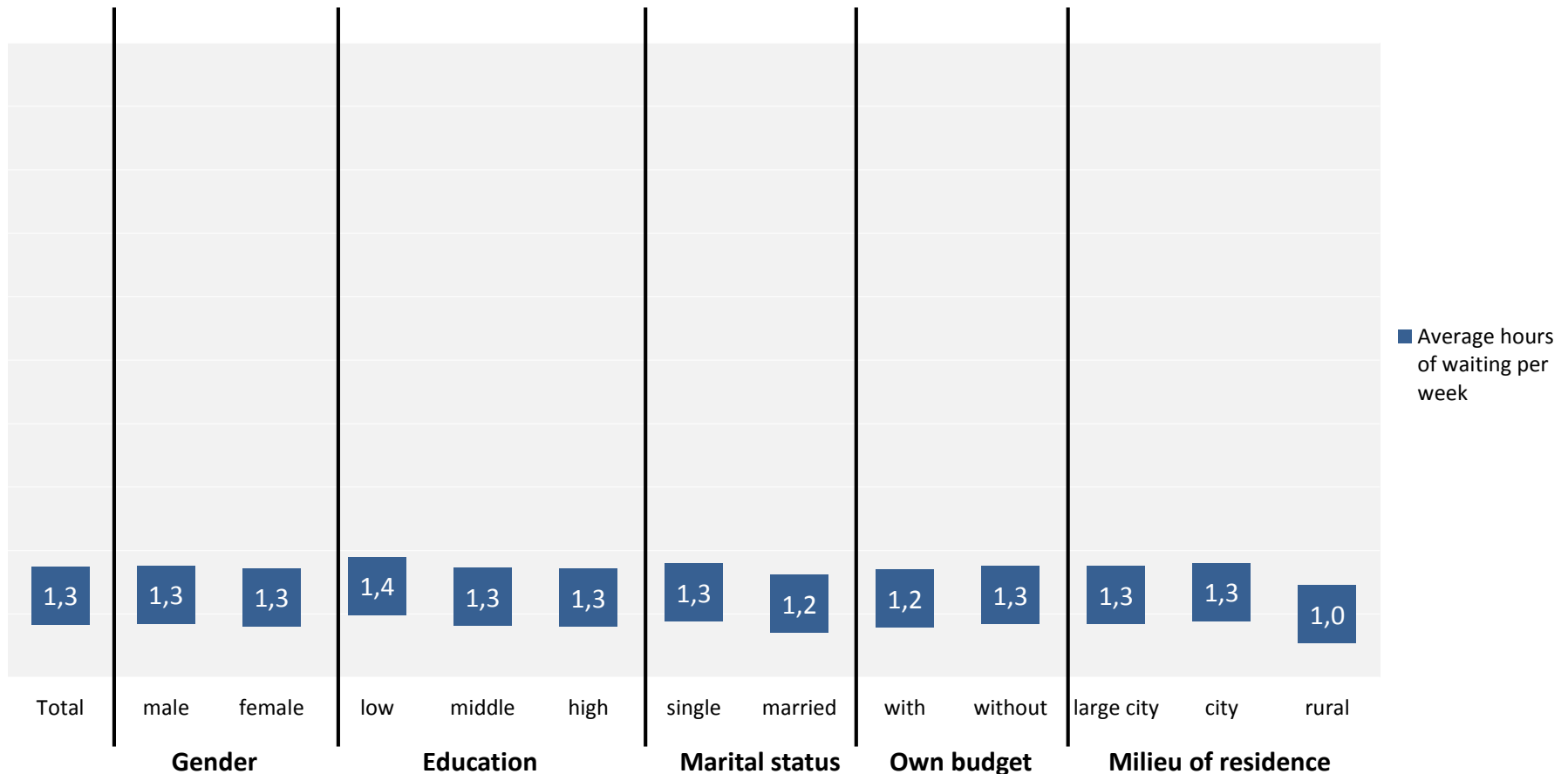
Jordan: Bread supply – experience to wait



Q102: Did that happen...?

Universe: National population, 18 to 30 years/
Basis: Respondents that made the experience to wait for bread (Q100)
Values in percent

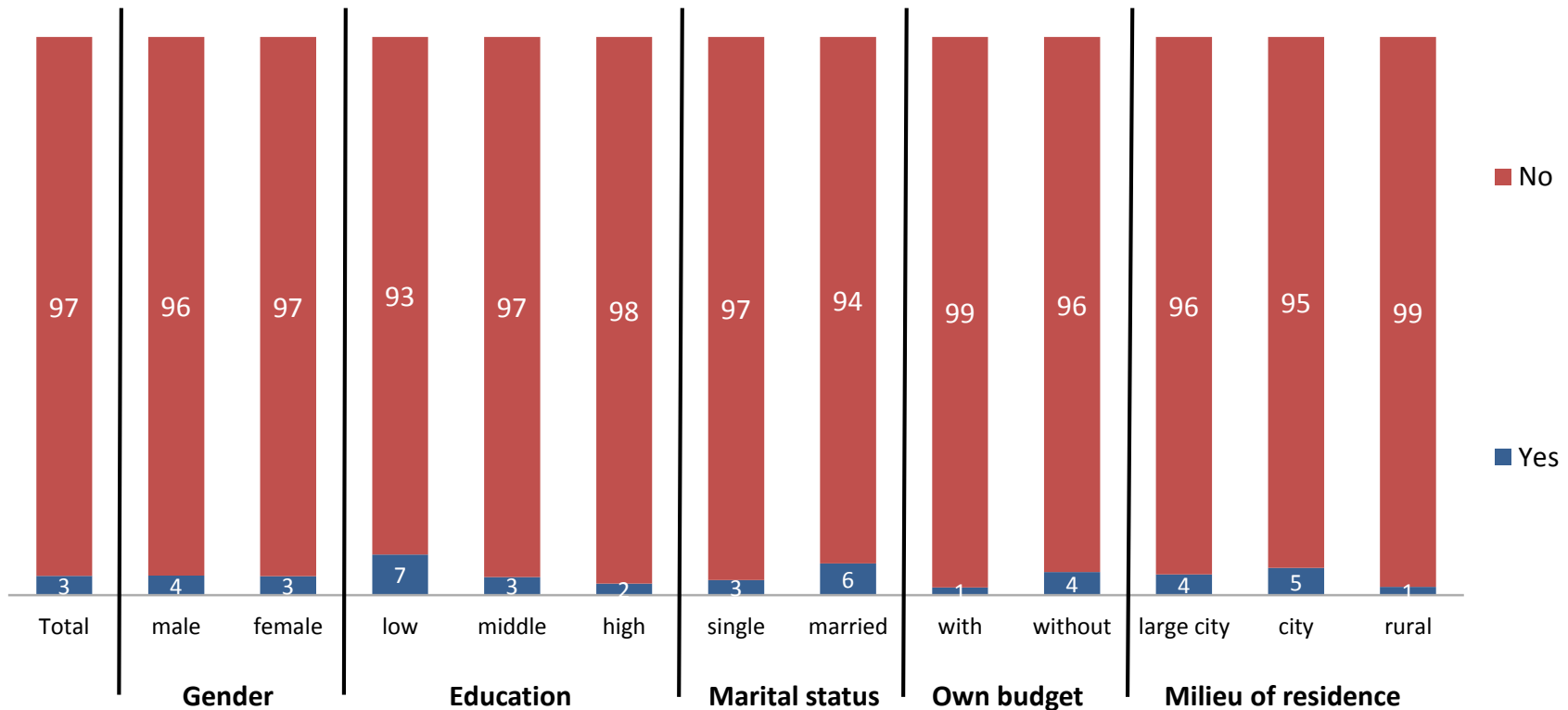
Jordan: Average hours of waiting for bread per week



Universe: National population, 18 to 30 years/
Basis: Respondents that waited "permanently" or "frequently" for bread (Q102)
Average hours

Q103: Can you please indicate the average hours of waiting per week?

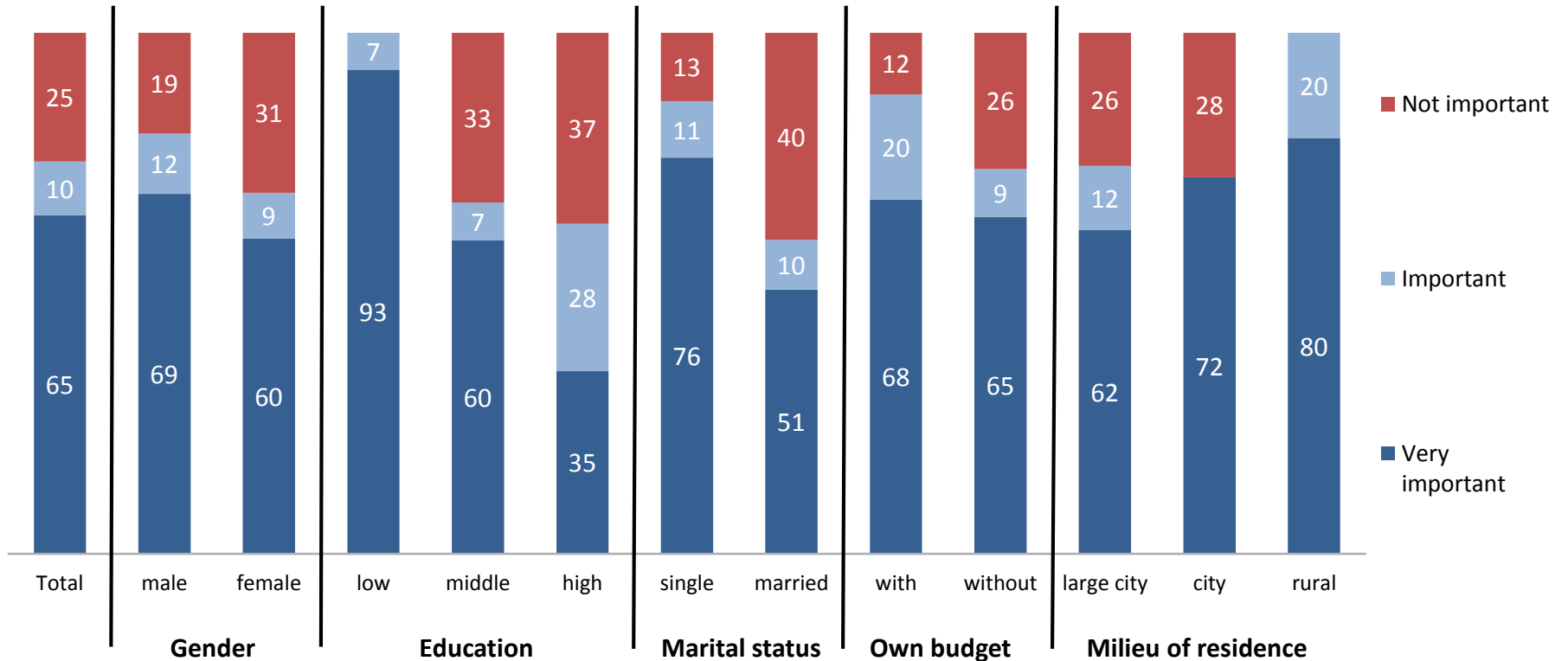
Jordan: Ration card possession



Q104: Do you possess a ration card in order to buy or receive food?

Universe: National population, 18 to 30 years/
Values in percent

Jordan: Importance of ration cards



Q105: How important is the ration card for you and your family?

Universe: National population, 18 to 30 years/
Basis: Respondents that possess a ration card (Q104)
Values in percent/ Attention: in part small number of cases

Jordan: Buying food

	Total	Gender		Education			Marital status		Own budget		Milieu of residence		
		male	female	low	middle	high	single	married	with	without	large city	city	rural
Weekly market	33	34	31	29	33	32	33	32	30	33	30	42	28
Street vendor (sitting on the ground)	13	12	15	10	14	12	13	15	14	13	13	13	15
Mobile hawker with carriage	15	14	17	16	17	10	15	16	16	15	14	18	21
Stall at the neighborhood market	16	15	17	15	17	13	15	18	14	16	15	20	17
Grocer	59	61	57	55	62	55	61	55	62	58	57	55	70
Butcher	42	43	41	27	44	44	43	39	47	40	37	51	55
Bakery	62	65	59	57	63	63	62	61	58	63	63	49	70
Supermarket (self-service)	43	42	43	37	43	44	42	42	45	42	43	44	39
Hypermarket	22	22	22	20	24	19	24	18	29	20	24	25	10
Wholesaler	15	16	13	7	16	16	15	14	16	14	15	16	14
Malls	29	26	33	24	31	27	30	29	25	31	31	27	23
Other	3	3	3	2	3	2	3	2	2	3	3	1	2

Q106: In order to buy food do you use ...?
Multiple answers possible

Universe: National population, 18 to 30 years/
Values in percent

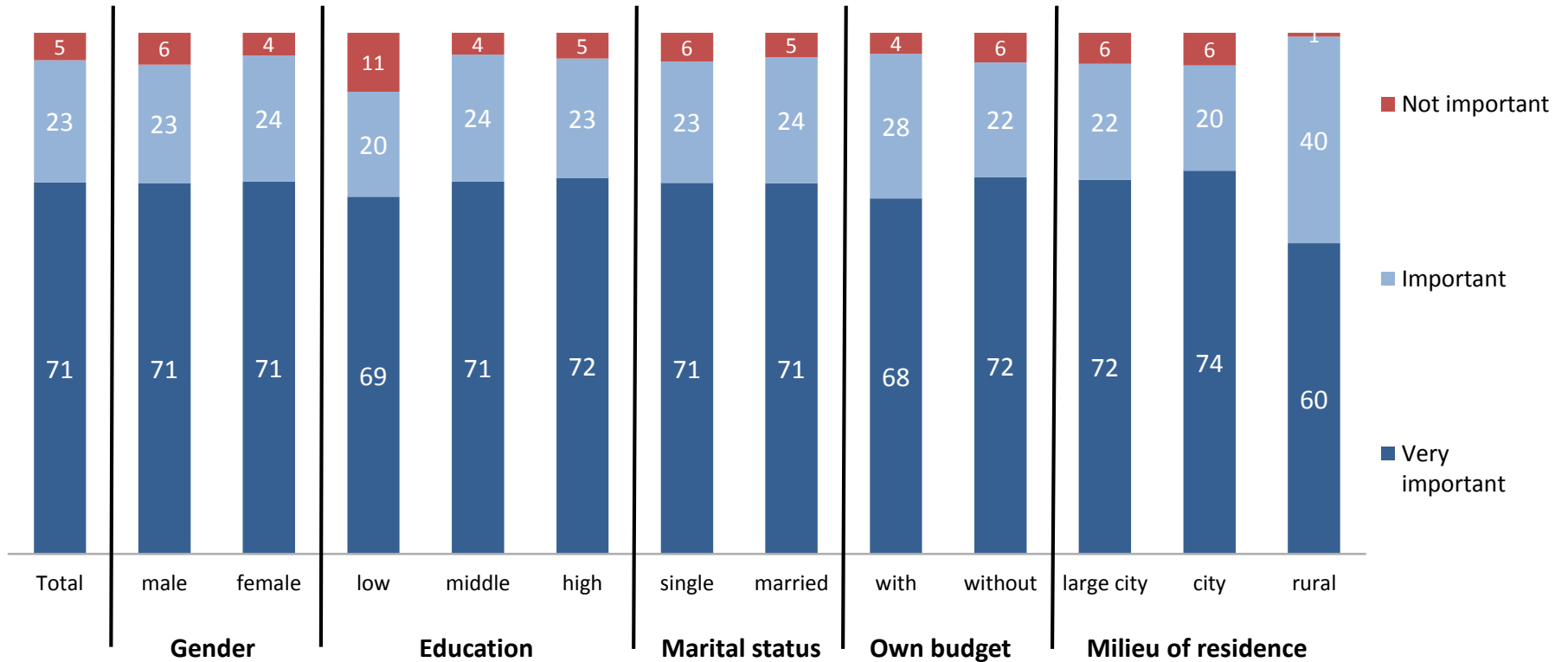
Jordan: Frequency of buying food

	Total	Gender		Education			Marital status		Own budget		Milieu of residence		
		male	female	low	middle	high	single	married	with	without	large city	city	rural
Weekly market	36	37	34	36	37	33	36	37	32	37	35	40	29
Street vendor (sitting on the ground)	10	11	8	24	9	6	10	9	8	11	12	8	2
Mobile hawker with carriage	9	9	7	17	8	6	8	9	9	8	9	6	8
Stall at the neighborhood market	15	16	13	13	16	13	15	13	14	15	15	7	19
Grocer	63	70	55	69	65	56	64	61	64	63	64	57	62
Butcher	7	9	5	12	8	3	6	9	10	6	7	11	5
Bakery	73	77	69	78	75	66	74	69	67	75	73	60	79
Supermarket (self-service)	36	40	32	35	37	34	39	29	35	37	39	19	41
Hypermarket	8	7	8	18	8	2	8	8	11	7	8	8	7
Wholesaler	4	4	5	9	5	1	5	3	6	4	4	7	4
Malls	5	6	4	7	5	4	4	6	5	5	5	6	4

Q107: Can you please tell me the frequency of use of each selected outlet to buy food items?

Universe: National population, 18 to 30 years/Basis: respondents that mentioned at least one item in Q107; Respondents that ranked the respective item/ Values in percent "Daily"/"Every second day"

Jordan: Importance of halal products



Q108: A lot of food products we are consuming are produced outside the Arab World. How important is it for you that all of them are halal products?

Universe: National population, 18 to 30 years/
Values in percent

Jordan: Halal products

	Gender		Education			Marital status		Own budget		Milieu of residence			
	Total	male	female	low	middle	high	single	married	with	without	large city	city	rural
Cosmetics	19	11	28	14	20	20	19	20	20	19	19	15	28
Convenience food	41	37	45	27	42	46	42	39	45	40	43	29	49
Meat	62	65	60	51	62	69	60	69	66	61	58	61	82
Other	10	13	7	12	10	12	11	8	11	10	10	15	6
None	17	19	15	34	16	11	18	14	19	16	20	14	6
Don't Know	5	4	6	5	5	4	5	6	4	5	4	12	5

Q109: Have you ever consciously bought a product – food or cosmetics – that was labeled as being halal? Multiple answers possible

Universe: National population, 18 to 30 years/
Values in percent

PUBLIC SPHERE

Jordan: Important for life

	Gender		Education			Marital status		Own budget		Milieu of residence			
	Total	male	female	low	middle	high	single	married	with	without	large city	city	rural
Absence of violence	8,4	8,5	8,3	8,4	8,3	8,5	8,3	8,6	8,4	8,4	8,5	7,9	8,4
Security of basic needs	8,4	8,5	8,3	8,2	8,4	8,4	8,4	8,5	8,3	8,4	8,5	7,9	8,5
Basic rights for minorities	6,7	6,9	6,5	6,7	6,6	7,0	6,7	6,7	6,9	6,6	6,7	7,2	5,8
Freedom of opinion and speech	8,0	8,1	7,8	7,8	8,0	8,0	8,0	8,0	8,0	7,9	8,0	7,8	8,0
Freedom of assembly	7,3	7,4	7,1	7,2	7,3	7,2	7,3	7,2	7,2	7,3	7,3	7,0	7,2
Freedom to elect political leaders	5,8	5,9	5,8	5,3	5,8	6,3	5,8	6,0	5,9	5,8	5,8	6,1	5,6
Freedom of movement	7,3	7,6	6,9	6,8	7,3	7,3	7,2	7,3	7,4	7,2	7,3	6,8	7,7

Q110: How important for you life is...?
(1 = not at all important to 10 = totally important)

Universe: National population, 18 to 30 years/
Average scores

Jordan: Three most important rights

	Gender			Education			Marital status		Own budget		Milieu of residence		
	Total	male	female	low	middle	high	single	married	with	without	large city	city	rural
Absence of violence	78	77	80	82	78	76	79	77	77	79	78	78	81
Security of basic needs	76	72	82	82	75	77	76	76	76	77	75	78	78
Basic rights for minorities	32	31	33	43	30	32	31	33	32	32	33	43	16
Freedom of opinion and speech	45	44	46	39	47	44	44	48	48	44	44	40	58
Freedom of assembly	19	20	19	18	19	21	19	20	14	21	18	21	20
Freedom to elect political leaders	18	21	16	13	19	18	19	17	20	18	19	18	17
Freedom of movement	29	34	25	24	30	31	30	28	31	29	31	22	30

Q111: Please rank the three most important rights for you.

Universe: National population, 18 to 30 years/
Values in percent "Rank 1, 2, or 3"

Jordan: Three most important rights - Provision by state

	Gender		Education			Marital status		Own budget		Milieu of residence			
	Total	male	female	low	middle	high	single	married	with	without	large city	city	rural
Absence of violence	89	89	88	92	89	87	88	93	89	89	90	83	91
Security of basic needs	88	86	90	82	90	87	88	88	87	88	88	89	91
Basic rights for minorities	75	69	81	71	76	73	74	76	83	72	74	74	72
Freedom of opinion and speech	82	80	83	76	82	83	82	83	81	82	82	76	85
Freedom of assembly	72	71	72	80	71	71	70	75	70	72	67	76	88
Freedom to elect political leaders	59	56	64	69	60	53	61	58	63	58	61	47	58
Freedom of movement	81	82	80	71	86	73	81	81	86	79	78	82	93

Universe: National population, 18 to 30 years/

Q112: Related to these three rights, can the state provide what you need?

Basis: Respondents that ranked the respective item / Values in percent "yes"

Jordan: Preferred political system

	Total	Gender		Education			Marital status		Own budget		Milieu of residence		
		male	female	low	middle	high	single	married	with	without	large city	city	rural
A strong man who governs the country	32	34	30	34	29	39	30	37	37	31	32	37	28
A strong woman who governs the country	1	1	1	1	1	1	1	1	1	1	1	1	2
A religious state based on sharia	18	17	18	19	17	19	19	15	16	18	19	16	13
A socialist system	1	1	1	2	1		1	1	1	1	1		2
A combined socialist and Islamic system	2	2	2	3	2	1	2	2	2	2	1	7	2
A democratic system	21	20	22	17	22	21	22	18	22	21	20	19	27
A combined democratic and Islamic system	22	21	22	22	23	17	21	21	17	23	22	15	22
A system without nation states	1	1	0	2	1	0	1	1	0	1	0	1	1
Other	0	0	1		0	1	1		1	0	0	1	
Don't know	3	3	2	1	4	1	3	2	3	2	3	2	3

Universe: National population, 18 to 30 years/
Values in percent

Q113: If you look around the world, what kind of political system would you prefer?

Jordan: Trust in institutions I

	Total	Gender		Education			Marital status		Own budget		Milieu of residence		
		male	female	low	middle	high	single	married	with	without	large city	city	rural
Public health system													
Educational system	50	48	53	50	49	53	48	56	49	51	50	51	53
Media	54	51	57	54	52	60	53	57	55	54	54	59	51
Family	30	29	30	37	30	27	30	30	31	30	31	29	29
United Nations	86	87	85	87	86	88	87	84	86	87	86	81	91
Police	21	21	20	27	20	20	20	24	27	19	20	24	24
Government	76	75	77	74	76	77	77	72	70	77	74	74	84
Trade Unions	51	49	53	58	52	45	50	55	51	51	51	48	59
Parliament	26	28	22	39	22	27	24	30	28	25	25	29	31

Q114: What about your trust in different institutions?

Universe: National population, 18 to 30 years/
Values in percent "trust in institution"

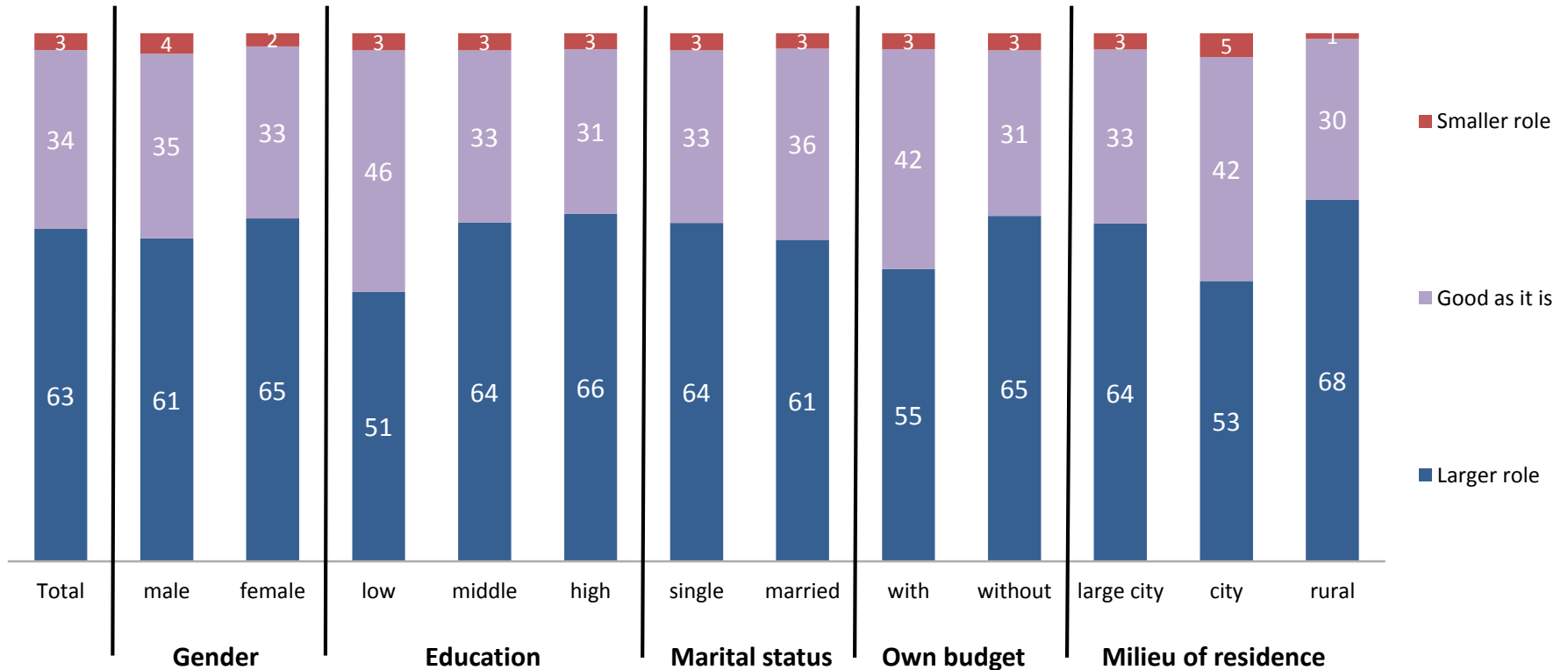
Jordan: Trust in institutions II

	Total	Gender		Education			Marital status		Own budget		Milieu of residence		
		male	female	low	middle	high	single	married	with	without	large city	city	rural
Zawiya													
Human rights NGOs	21	21	21	35	19	18	20	23	21	21	22	21	18
Neighbourhood associations	12	12	13	19	11	12	12	12	10	13	11	17	17
Tribe	24	24	25	29	23	24	24	26	25	24	24	29	25
Parties	21	21	20	23	20	21	20	21	25	19	21	24	21
Religious organisations	37	43	31	42	36	38	38	37	44	35	37	35	42
Legal system and courts	26	26	26	36	27	19	27	25	24	27	25	32	23
Military	49	50	48	55	48	50	48	53	52	48	46	55	60
Militias (armed groups)													

Universe: National population, 18 to 30 years/
Values in percent "trust in institution"

Q114:What about your trust in different institutions?

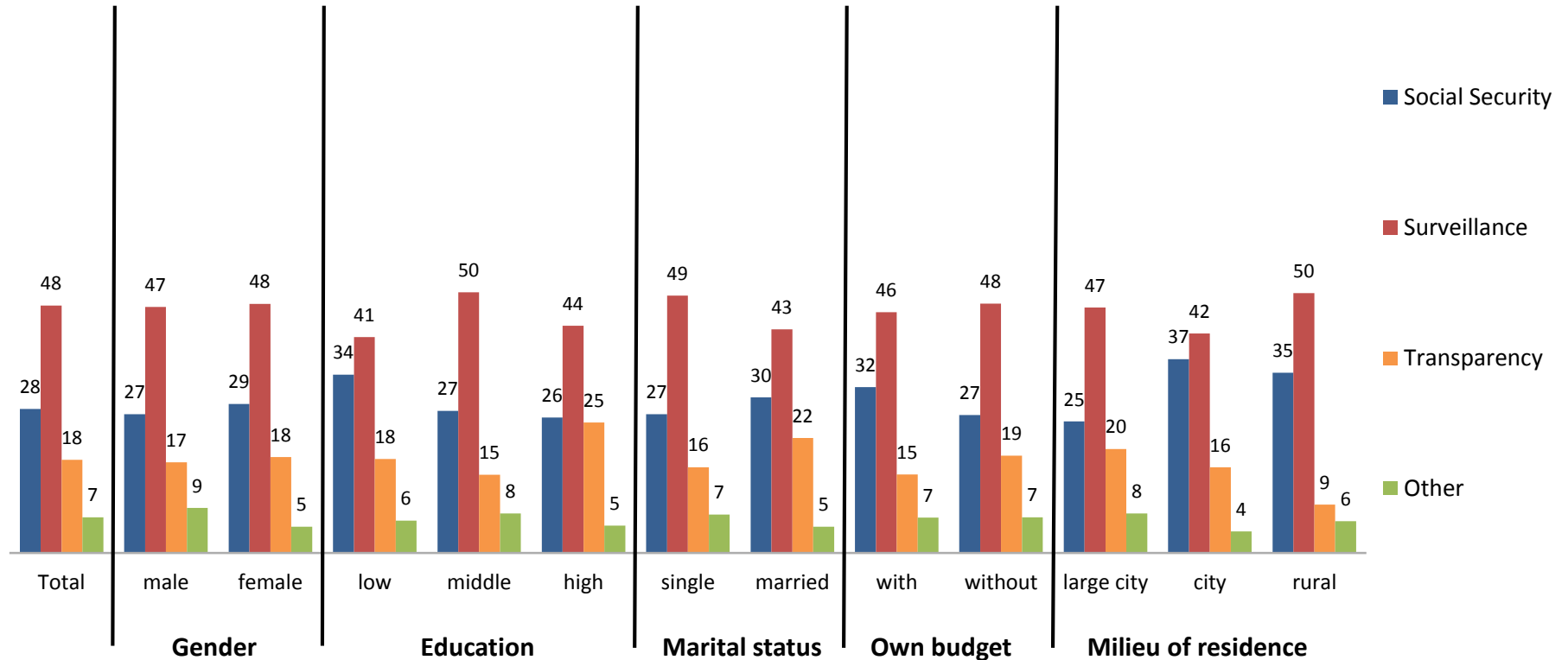
Jordan: Role of state in daily life



Q115: Should the state play a larger or a smaller role in daily life or is it good as it is at the moment?

Universe: National population, 18 to 30 years/
Values in percent

Jordan: Larger role of state in daily life



Q116: If larger: Can you please specify the area where the state should be more present?
Multiple answers possible

Universe: National population, 18 to 30 years/
Basis: Respondents that want the state to have a larger role (Q115)/
Values in percent

Jordan: Events in the MENA region

	Total	Gender		Education			Marital status		Own budget		Milieu of residence		
		male	female	low	middle	high	single	married	with	without	large city	city	rural
Arab Spring	19	17	20	11	18	23	18	19	16	19	17	27	19
Revolution	8	8	8	17	8	6	8	8	8	8	10	3	9
Insurgency	2	3	1	2	2	3	2	3	3	2	2	4	2
Riot	5	3	6	3	5	5	4	6	5	4	4	7	3
Rebellion	8	10	7	11	8	9	9	7	10	8	8	8	10
Uprising	2	2	2	2	2	2	2	3	2	2	2	1	3
Civil war	6	5	7	9	5	5	6	7	6	6	5	5	10
Foreign intervention	20	24	17	16	22	19	22	18	17	22	21	21	14
Coup d'état (<i>inqilab</i>)	4	4	4	1	4	3	4	3	6	3	4	2	6
Anarchy (<i>fawda</i>)	14	12	16	11	14	16	14	15	11	15	14	15	16
Popular movement (<i>haraka sha'biyya</i>)	2	3	2	6	1	2	2	2	3	2	3	1	1
Other	2	2	1	3	1	3	2	1	1	2	1	3	1

Q118: How do you term the events that are taking place in the MENA region since late 2010/early 2011? Multiple answers possible

Universe: National population, 18 to 30 years/
Values in percent

Jordan: Statements on events I

	Total	Gender		Education			Marital status		Own budget		Milieu of residence		
		male	female	low	middle	high	single	married	with	without	large city	city	rural
The events did not change anything	37	32	42	35	37	39	36	40	43	35	35	37	47
The events are continuing	73	75	72	64	75	74	73	75	72	74	75	67	74
The events were started by the youth and then hijacked by others	54	55	54	53	53	58	54	54	56	54	57	42	53
The events united the youth globally	30	27	34	36	31	26	29	32	36	28	29	32	31
The events were of great importance for myself	33	33	33	36	33	31	30	38	32	33	32	33	35
The events were enabled by the secular youth	22	22	23	25	24	16	21	25	21	23	23	24	19
The Muslim Brotherhood made the events happen	20	19	22	24	19	22	18	24	20	20	20	20	22
The Islamists are strengthened by the events	19	19	20	27	18	18	17	25	23	18	19	27	17
The events changed my life	32	29	36	36	33	28	29	43	29	33	34	29	24

Universe: National population, 16 to 30 years/
Values in percent "agree"

Q119: Now, talking about these events, how would you judge the following statements?

Jordan: Statements on events II

	Total	Gender		Education			Marital status		Own budget		Milieu of residence		
		male	female	low	middle	high	single	married	with	without	large city	city	rural
With the events we are better off today	19	20	18	25	18	18	18	20	24	17	20	23	11
The events enabled Islamic solidarity to grow	19	18	20	23	19	20	18	21	24	18	20	25	14
The events enabled the secular forces to grow	18	19	18	24	17	19	16	23	23	17	19	16	19
The events brought the Arab people closer to each other	26	26	27	26	27	27	27	26	30	25	26	34	22
The events are responsible for widespread violence	53	55	52	48	54	56	54	52	47	55	53	45	63
International actors have supported Arab regimes too long	29	29	30	30	29	29	28	32	32	28	28	35	28
External actors instigated the events	42	42	41	37	44	40	40	45	42	42	43	37	39
International actors have worked long for the Arab regimes to fall	41	41	40	41	42	38	39	44	44	40	40	44	41
The US wanted to stir up the whole region	47	48	47	39	50	46	47	47	47	48	46	44	57

Universe: National population, 16 to 30 years/
Values in percent "agree"

Q119: Now, talking about these events, how would you judge the following statements?

Jordan: Statements on role in society

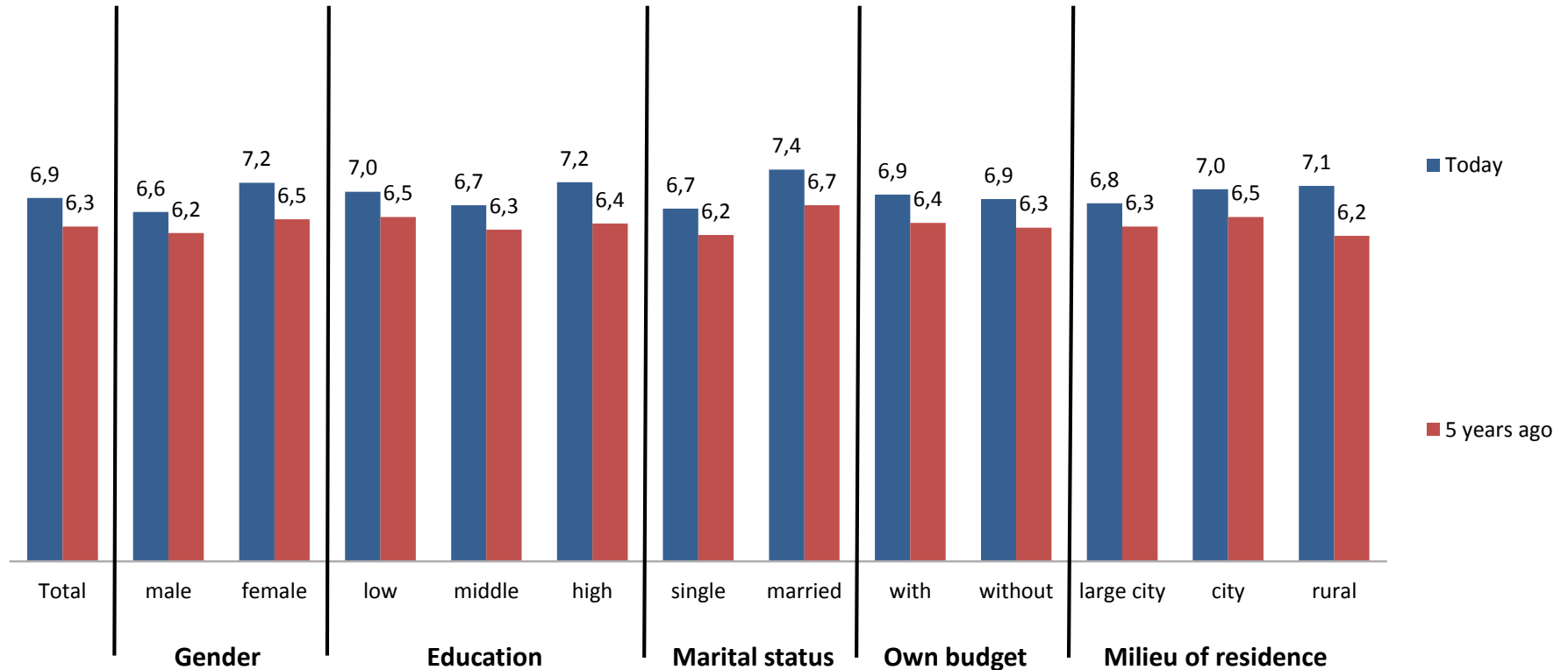
	Gender		Education			Marital status		Own budget		Milieu of residence			
	Total	male	female	low	middle	high	single	married	with	without	large city	city	rural
I perceive myself as a citizen with the same rights as all other citizens	7,6	7,6	7,7	7,4	7,7	7,5	7,7	7,5	7,7	7,6	7,5	7,5	8,3
In this society not everybody has the same rights	6,8	6,9	6,7	6,7	6,8	7,0	6,9	6,7	6,7	6,9	6,7	7,1	7,5
I feel excluded from society	5,4	5,4	5,3	5,2	5,3	5,5	5,3	5,5	5,3	5,4	5,2	5,8	5,4
I am part of a minority	4,5	4,5	4,4	4,8	4,3	4,7	4,4	4,6	4,5	4,5	4,4	5,1	3,9

Q120: Please, consider the following statements. Do you rather disagree or agree?
Scale from 1 (Completely disagree) through 10 (Completely agree)

Universe: National population, 18 to 30 years/
Average values

SOCIETY AND IDENTITY

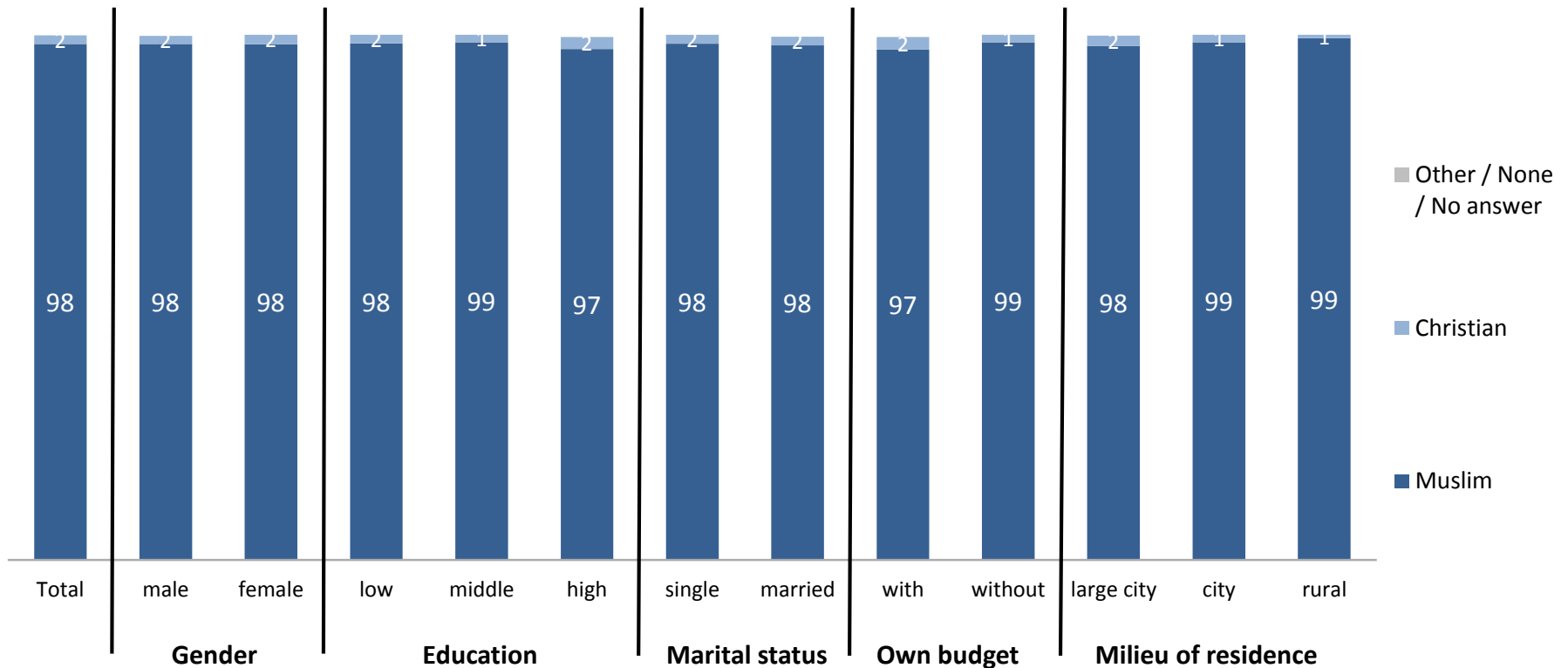
Jordan: Religion



Q121a: How religious are you today, on a scale from 1 = not religious at all to 10 = very religious?
 Q121b: How religious were you 5 years ago, on a scale from 1 = not religious at all to 10 = very religious?

Universe: National population, 18 to 30 years/
 Average values

Jordan: Religious conviction



Q122: Would you tell me your religious conviction?

Universe: National population, 18 to 30 years/
Values in percent

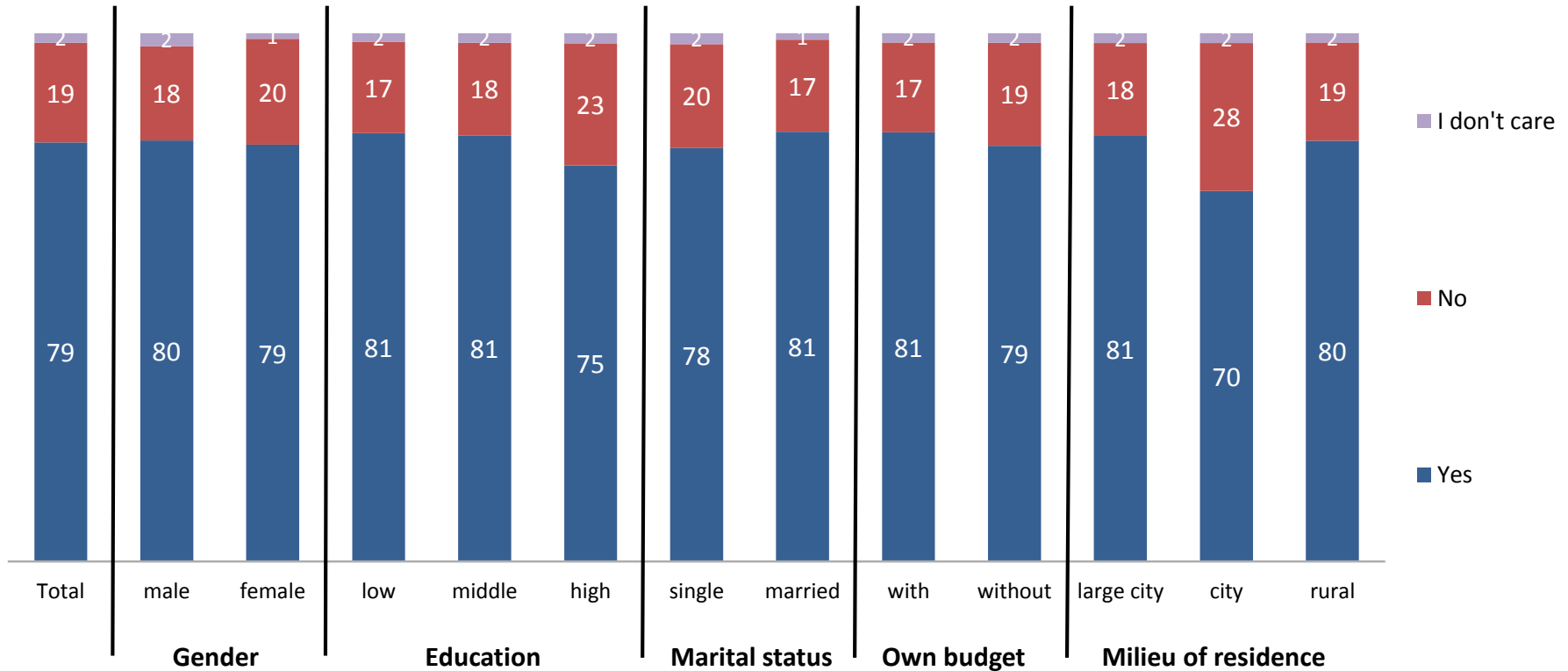
Jordan: Religious signs

	Total	Gender		Education			Marital status		Own budget		Milieu of residence		
		male	female	low	middle	high	single	married	with	without	large city	city	rural
Prayer bump	17	16	17	8	18	16	17	15	16	17	17	18	8
Headscarf (for women only)	32		65	33	29	37	26	45	29	33	30	27	46
Niqâb (for women only)	3		2	3	2	3	3	2	2	3	2	4	6
Tattoo													
Cross	1	0	1		1	1	1	0	1	1	1		1
Short djellaba (for men only)	0	1			1		0	0	1	0	0		1
None	43	66	20	49	44	39	48	32	47	42	43	50	39
Other	14	19	8	13	14	14	14	14	13	14	16	8	10

Q123: Which visible signs of your religious orientation are you wearing/using?
(Interviewer: observe, don't ask.)

Universe: National population, 18 to 30 years/
Values in percent

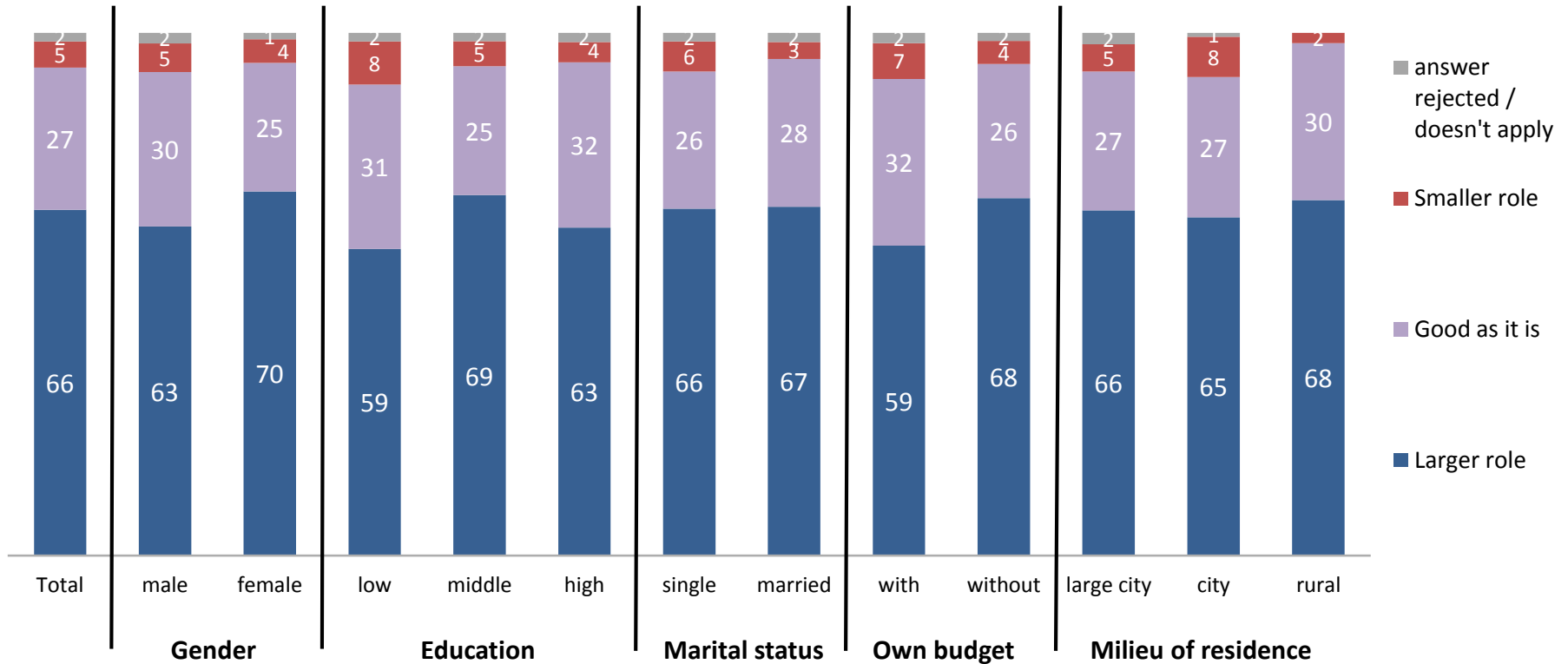
Jordan: Religion as private matter



Q124: What do you think? "Religion is a private matter and nobody should interfere."

Universe: National population, 18 to 30 years/
Values in percent

Jordan: Role of Islam



Q125: Should Islam play a larger or a smaller role in daily life, or is it good as it is at the moment? (Auto-code 'does not apply' for non-Muslims)

Universe: National population, 18 to 30 years/
Values in percent

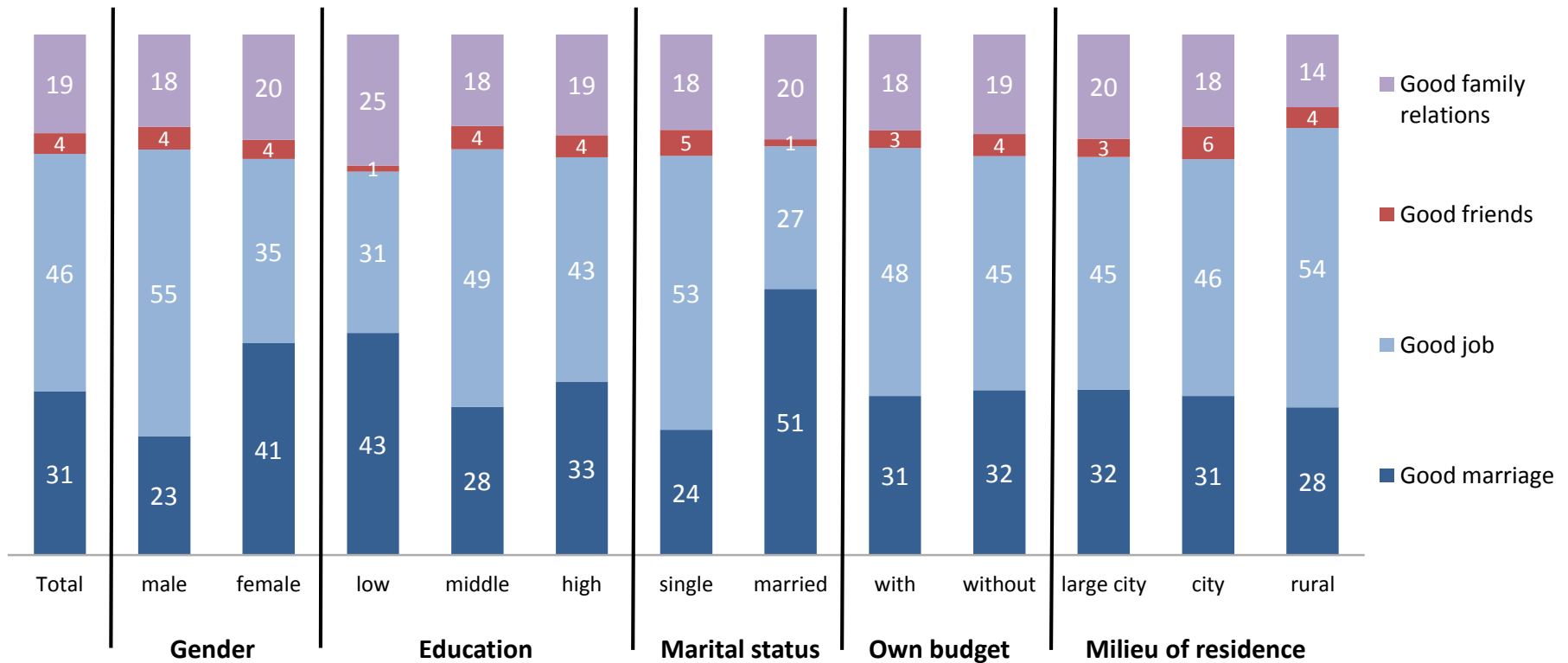
Jordan: Attachment to groups

	Gender		Education			Marital status		Own budget		Milieu of residence			
	Total	male	female	low	middle	high	single	married	with	without	large city	city	rural
Your national community	7,7	7,8	7,6	7,3	7,7	7,8	7,7	7,8	7,8	7,7	7,7	7,3	7,9
Your religious community	7,5	7,4	7,6	7,4	7,5	7,6	7,5	7,6	7,7	7,4	7,5	7,1	7,7
The Arab nation	6,7	6,5	6,9	6,6	6,6	6,8	6,6	7,0	6,8	6,6	6,8	5,8	7,0
Your tribal community	6,7	6,7	6,8	6,7	6,7	6,9	6,7	6,9	7,0	6,6	6,8	6,0	7,2
People of your region	7,3	7,5	7,0	7,3	7,3	7,3	7,3	7,3	7,3	7,3	7,2	6,9	7,6
Your family	8,6	8,7	8,4	8,4	8,5	8,7	8,6	8,6	8,5	8,6	8,6	8,2	8,7
Young people around the world	5,7	5,9	5,6	5,7	5,6	6,0	5,7	5,7	6,3	5,6	5,9	5,6	5,1

Q126: What about your attachments to different groups. Do you feel attached to...?
Scale from 1 = not attached at all through 10 =Totally attached

Universe: National population, 18 to 30 years/
Average values

Jordan: Personal future



Q127: What is most important for your personal future?

Universe: National population, 18 to 30 years/
Values in percent

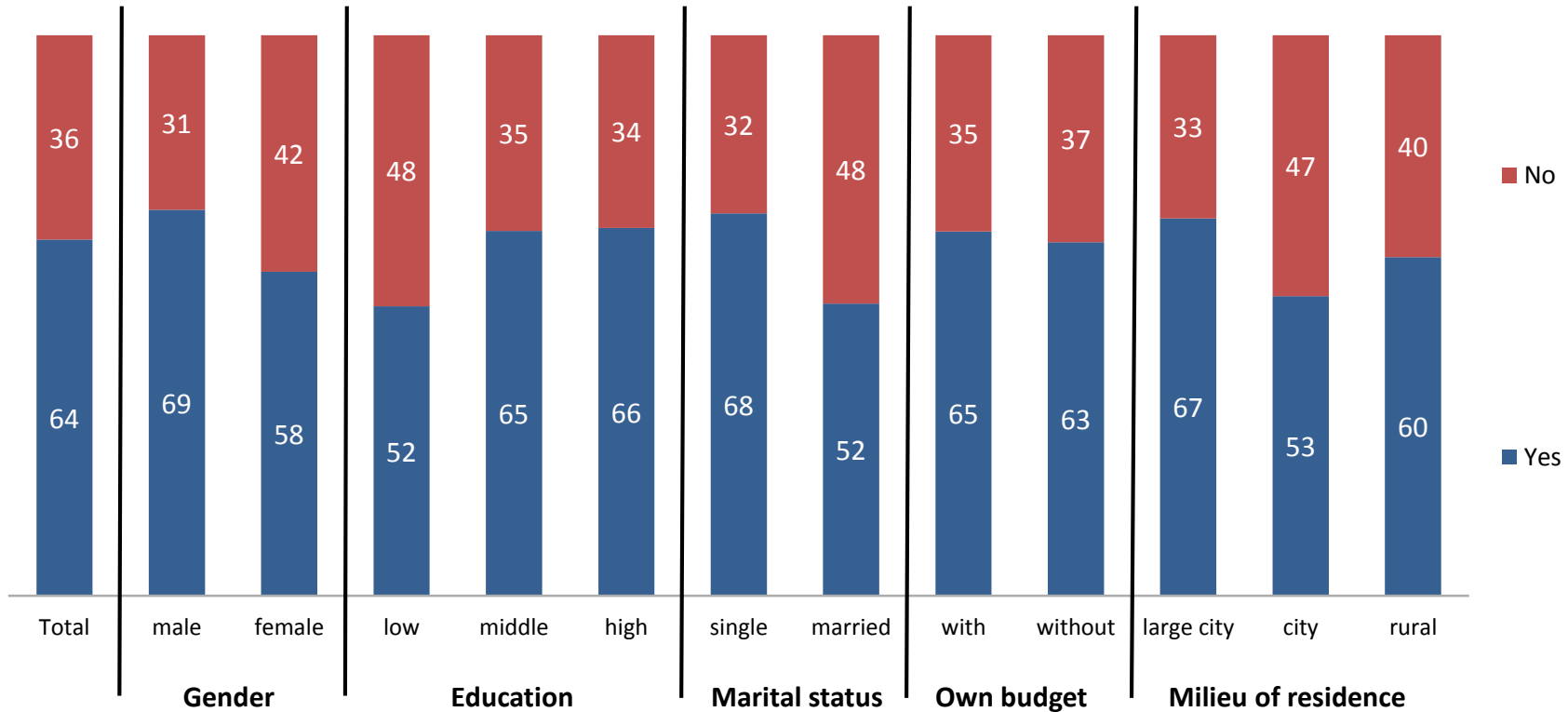
Jordan: Connection to young people

	Gender			Education			Marital status		Own budget		Milieu of residence		
	Total	male	female	low	middle	high	single	married	with	without	large city	city	rural
Music scene	23	23	23	19	24	22	26	15	22	23	24	16	23
Soccer	27	44	9	25	29	23	31	18	22	28	27	28	25
Other sports	18	27	9	14	19	20	22	10	18	19	18	19	20
Human rights movements	10	11	10	11	10	11	11	10	11	10	10	13	14
Fashion	34	23	46	20	37	34	37	27	33	35	36	34	31
Gaming	20	22	18	10	23	17	23	13	23	19	21	19	18
Travel	22	24	20	20	21	26	24	19	25	22	22	22	25
Religious groups	13	11	15	8	15	12	14	12	14	13	11	18	18
Other	10	11	9	8	11	10	11	10	15	9	10	13	12

Universe: National population, 18 to 30 years/
Values in percent "yes"

Q128: Do you feel connected to young people in other countries who share the same interests?

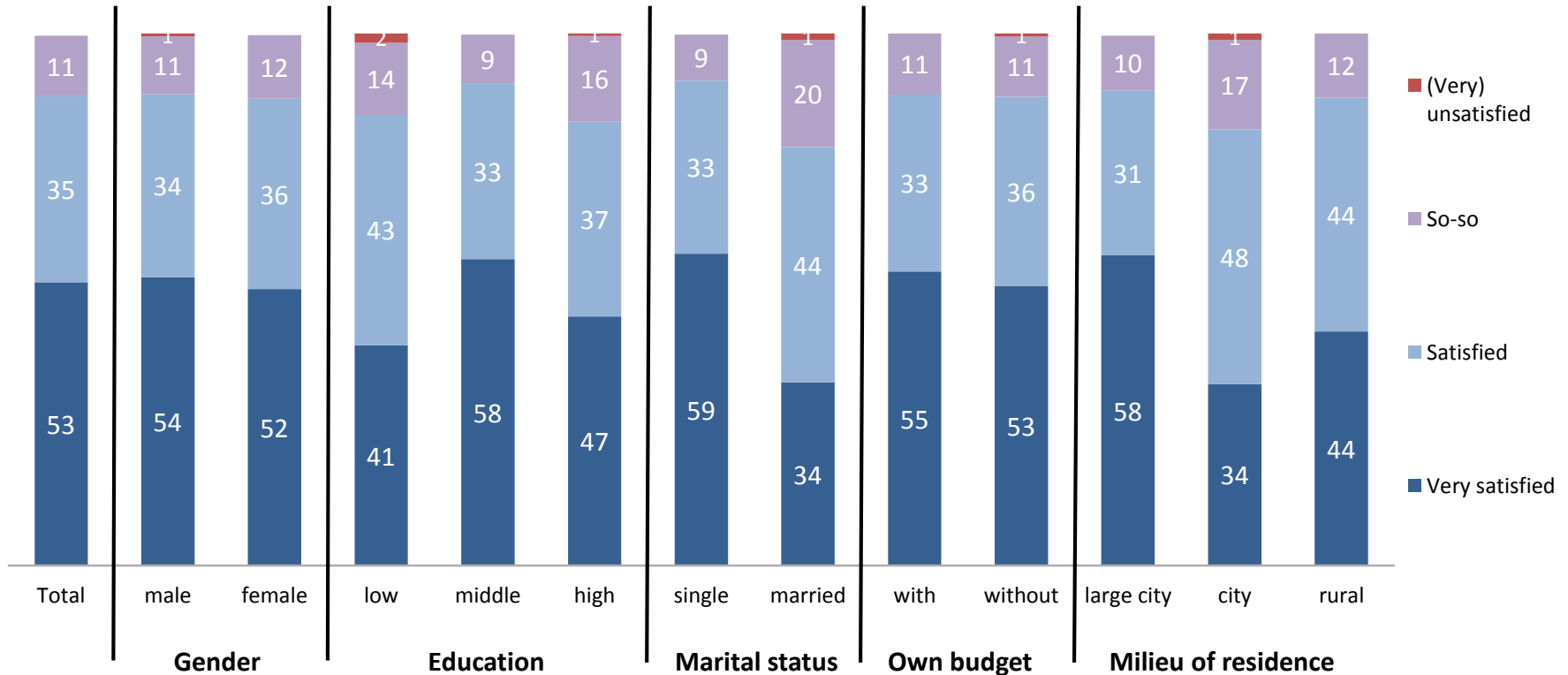
Jordan: Part of a clique



Q129: Are you part of a fixed group of friends – a “clique” – that is meeting frequently and where everybody knows one another very well?

Universe: National population, 18 to 30 years/
Values in percent

Jordan: Clique satisfaction



Q130: How satisfied are you with your circle of friends?

Universe: National population, 18 to 30 years/
Basis: Respondents that are part of a clique (Q129)/
Values in percent

Jordan: Importance of aspects I

	Gender		Education			Marital status		Own budget		Milieu of residence			
	Total	male	female	low	middle	high	single	married	with	without	large city	city	rural
Respecting law and order	8,6	8,7	8,5	8,1	8,7	8,6	8,6	8,6	8,7	8,6	8,6	8,3	8,8
Achieving a high standard of living	8,3	8,4	8,2	7,9	8,4	8,2	8,3	8,3	8,4	8,2	8,2	8,1	8,6
Paying attention to the codes of honour and shame	8,6	8,8	8,4	8,2	8,6	8,7	8,6	8,6	8,7	8,6	8,6	8,3	8,8
Having power and exerting influence	6,4	6,4	6,5	6,1	6,5	6,5	6,4	6,6	6,9	6,3	6,4	6,7	6,5
Developing my own imagination and creativity	7,9	8,0	7,7	7,3	7,9	8,0	7,9	7,9	8,1	7,8	7,9	7,7	8,1
Aiming for more security	8,4	8,5	8,2	8,2	8,4	8,4	8,3	8,6	8,5	8,4	8,5	8,1	8,5
Acting independent from the advices of others	7,7	7,8	7,5	7,6	7,7	7,6	7,7	7,7	7,9	7,6	7,7	7,5	7,8

Q131: As individuals we have imaginations and visions about our personal life, our attitudes and behavior. If you reflect about possible achievements in your life, how important are the following points for you, on a scale from 1 = absolutely unimportant to 10 = absolutely important?

Universe: National population, 18 to 30 years/
Average values

Jordan: Importance of aspects II

	Gender		Education			Marital status		Own budget		Milieu of residence			
	Total	male	female	low	middle	high	single	married	with	without	large city	city	rural
Supporting socially excluded and marginalised people	7,2	7,3	7,0	6,5	7,2	7,5	7,2	7,1	7,7	7,0	7,2	7,5	6,5
Pursuing my own agenda, even if against interest of others	6,3	6,3	6,3	6,5	6,4	6,0	6,3	6,4	6,4	6,3	6,2	6,7	6,5
Being diligent, hardworking and ambitious	8,1	8,2	8,0	7,5	8,2	8,2	8,1	8,1	8,2	8,1	8,1	7,8	8,2
Tolerating opinions that I actually would not agree with	7,6	7,7	7,5	7,4	7,6	7,7	7,6	7,6	8,0	7,5	7,6	7,6	7,7
Engaging in politics	4,6	4,6	4,5	4,8	4,5	4,7	4,5	4,8	5,1	4,4	4,5	5,4	4,1
Being able to select my partner by myself	8,3	8,4	8,1	7,6	8,3	8,5	8,2	8,4	8,3	8,3	8,3	8,0	8,2
Enjoying life as much as possible	8,2	8,3	8,0	7,5	8,3	8,3	8,2	8,3	8,3	8,2	8,2	7,8	8,3

Q131: As individuals we have imaginations and visions about our personal life, our attitudes and behavior. If you reflect about possible achievements in your life, how important are the following points for you, on a scale from 1=absolutely unimportant to 10=absolutely important?

Universe: National population, 18 to 30 years/
Average values

Jordan: Importance of aspects III

	Gender			Education			Marital status		Own budget		Milieu of residence		
	Total	male	female	low	middle	high	single	married	with	without	large city	city	rural
Doing what the others do	6,0	6,0	6,0	6,5	5,9	6,1	5,9	6,2	6,0	6,0	5,9	6,1	6,3
Safeguarding the traditions of my home-country	8,0	8,2	7,7	7,7	7,9	8,2	7,9	8,0	8,1	7,9	8,1	7,6	7,7
Engaging in a good family life	8,4	8,6	8,3	8,1	8,4	8,7	8,5	8,4	8,4	8,4	8,5	8,0	8,5
Being proud of the history of my country	8,3	8,5	8,2	8,1	8,3	8,5	8,3	8,3	8,5	8,3	8,4	8,2	8,0
Avoiding Westernisation	6,5	6,4	6,6	6,8	6,4	6,4	6,4	6,7	6,5	6,5	6,7	6,4	5,5
Having a partner that I can trust in	8,4	8,5	8,2	8,2	8,4	8,4	8,3	8,5	8,4	8,3	8,4	8,0	8,4
Having good friends, who appreciate and accept me	8,1	8,4	7,9	7,8	8,2	8,1	8,2	7,9	8,1	8,2	8,2	7,9	8,0

Q131: As individuals we have imaginations and visions about our personal life, our attitudes and behavior. If you reflect about possible achievements in your life, how important are the following points for you, on a scale from 1=absolutely unimportant to 10=absolutely important?

Universe: National population, 18 to 30 years/
Average values

Jordan: Importance of aspects IV

	Gender		Education			Marital status		Own budget		Milieu of residence			
	Total	male	female	low	middle	high	single	married	with	without	large city	city	rural
Being connected with others	8,1	8,3	7,9	7,6	8,2	8,3	8,2	8,0	8,3	8,1	8,2	8,0	7,9
Living consciously a healthy life	8,3	8,4	8,2	8,0	8,3	8,4	8,3	8,3	8,2	8,3	8,3	8,2	8,2
Allowing my decision to be guided by my emotions	6,3	6,2	6,5	6,5	6,3	6,4	6,3	6,5	5,8	6,5	6,3	6,6	6,1
Being financially independent from others	8,2	8,5	7,9	8,0	8,2	8,4	8,2	8,2	8,3	8,2	8,2	7,9	8,3
Acting environmentally conscious in any circumstance	8,0	8,2	7,9	7,8	8,0	8,2	8,0	8,1	8,1	8,0	8,1	7,8	7,9
Believing in God													
Spreading the message of Islam													

Q131: As individuals we have imaginations and visions about our personal life, our attitudes and behavior. If you reflect about possible achievements in your life, how important are the following points for you, on a scale from 1=absolutely unimportant to 10=absolutely important?

Universe: National population, 18 to 30 years/
Average values

Jordan: Contact in case of need for money

	Total	Gender		Education			Marital status		Own budget		Milieu of residence		
		male	female	low	middle	high	single	married	with	without	large city	city	rural
My partner	21	10	34	36	15	30	6	62	17	23	22	23	17
Family	79	80	78	70	81	79	87	58	76	80	76	85	86
Friends	21	30	12	14	23	19	23	15	26	19	21	19	23
Neighbours	3	3	2	6	2	2	2	3	3	3	2	7	3
Awlâd bled	0	0	0	2	0	0	0	1	0	1	0	0	
Internet platforms	1	1	0		1		1		1	0	1	1	
Religious scholars	1	1	1	2	1	0	1	1	2	0	1	1	
Public institutions	0	1	0		0	1	0	1	0	1	0	1	1
Private initiatives	0	1			0	0	0	0		0	0		1
Nobody	0	1	0	1	0	0	0	0	0	0	1		
Other	0	0	0		0	0	0	0		0	0		

Q132: Whom do you approach in case you need money?
Multiple answers possible

Universe: National population, 18 to 30 years/
Values in percent

Jordan: Contact in case of job-seeking

	Total	Gender		Education			Marital status		Own budget		Milieu of residence		
		male	female	low	middle	high	single	married	with	without	large city	city	rural
My partner	13	8	19	23	9	19	4	37	12	14	13	15	10
Family	54	55	53	48	56	53	59	43	56	53	51	65	61
Friends	37	46	27	31	37	39	39	29	45	34	38	35	37
Neighbours	7	8	5	8	6	6	7	7	8	6	6	8	7
Awlâd bled	3	5	1	2	4	3	3	3	6	3	3	5	5
Internet platforms	18	21	15	4	20	19	20	13	20	17	17	17	26
Religious scholars	1	1	1		1	1	2		3	1	2		
Public institutions	15	15	14	7	16	17	15	14	11	16	15	14	17
Private initiatives	9	9	9	3	10	9	10	6	7	9	9	11	7
Nobody	1	1	1	1	2	0	1	2	0	2	2		1
Other	2	0	4	3	2	1	1	3	0	2	2	2	2

Q132: Whom do you address in case you are looking for work?
Multiple answers possible

Universe: National population, 18 to 30 years/
Values in percent

Jordan: Contact in case of sickness

	Total	Gender		Education			Marital status		Own budget		Milieu of residence		
		male	female	low	middle	high	single	married	with	without	large city	city	rural
My partner	21	12	30	32	15	29	5	64	18	21	21	21	19
Family	85	87	82	76	87	82	92	64	84	85	84	84	91
Friends	14	18	10	14	15	13	15	12	15	14	15	13	14
Neighbours	2	2	3	4	2	3	2	3	3	2	2	3	3
Awlâd bled	1	1	0	3	0		1	0	0	1	0	1	1
Internet platforms	1	1	1	2	1	0	1	0	2	0	1	2	
Religious scholars	0		0	1				1		0	0		
Public institutions	3	2	3	3	3	3	3	3	5	2	3	2	
Private initiatives	0	0	0	1		0		1		0		0	
Nobody	0	0	0		1	0	0	1	1	0	1		1
Other	0	0				1	0		1		0		

Q132: Whom do you address in case you are sick?
Multiple answers possible

Universe: National population, 18 to 30 years/
Values in percent

Jordan: Contact in case of personal problems

	Total	Gender		Education			Marital status		Own budget		Milieu of residence		
		male	female	low	middle	high	single	married	with	without	large city	city	rural
My partner	20	14	27	36	14	29	7	56	17	22	21	22	16
Family	68	66	70	69	68	69	70	64	63	70	67	71	69
Friends	33	37	28	26	34	34	37	22	35	32	34	27	32
Neighbours	2	3	2	4	2	3	3	2	3	2	2	3	3
Awlâd bled	1	1	0	4	1		1	1	1	1	1	3	1
Internet platforms	0	0	0	1	0	0	0	1	1	0	0	0	
Religious scholars	0	0			0		0		1		0		
Public institutions	0	0			0	0	0			0	0		0
Private initiatives													
Nobody	0	1	0		1	0	0	0	0	1	1		
Other													

Q132: Whom do you address in case of personal problems?
Multiple answers possible

Universe: National population, 18 to 30 years/
Values in percent

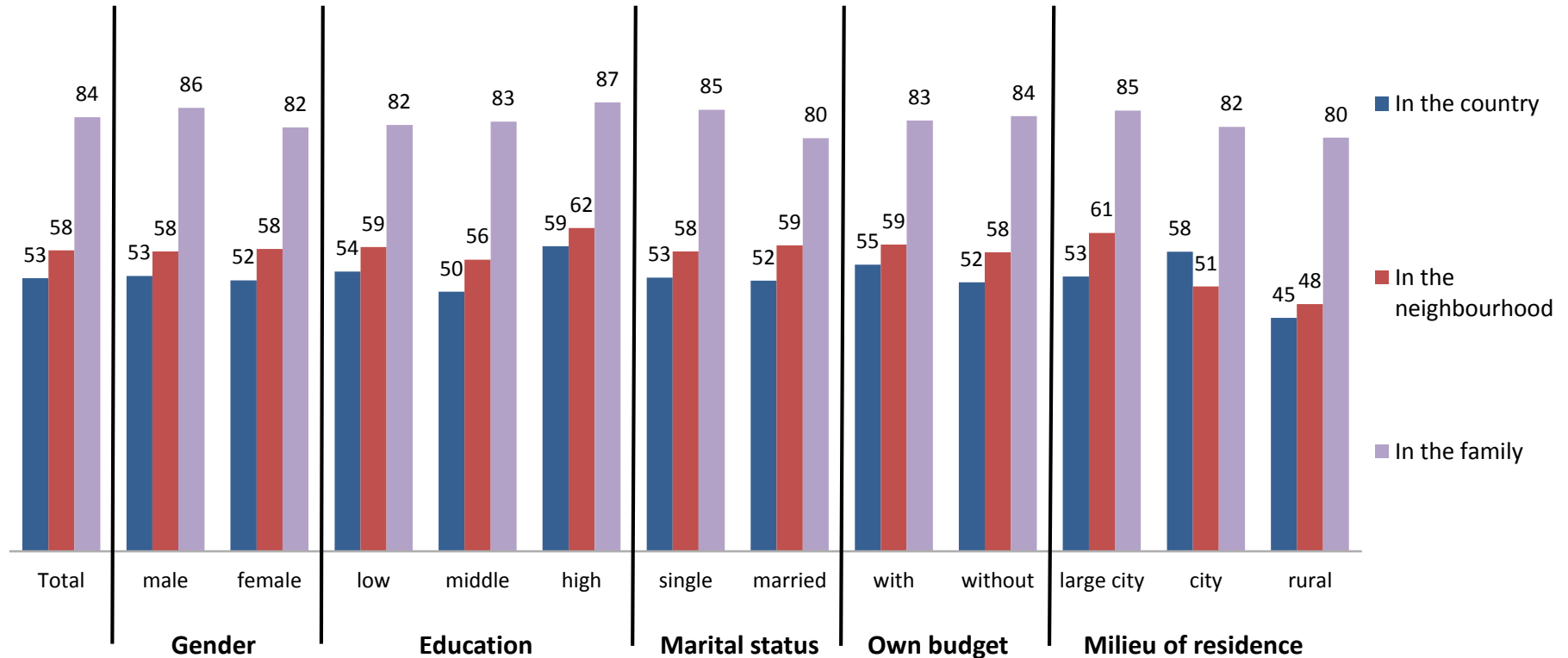
Jordan: Family life

	Total	male	female	low	middle	high	single	married	with	without	large city	city	rural
One needs a family	92	91	92	91	92	92	92	92	90	92	92	87	96
One can live alone and be happy	7	6	8	7	7	7	7	7	9	6	6	13	3
Alone, one definitely is happier	1	1	0		1	1	1	1	1	1	1		
Not sure	1	1		1	1	1	1	0	0	1	1		1

Q133: Do you believe that one needs a family to live a happy life or can one be as happy or even happier living alone?

Universe: National population, 18 to 30 years/
Values in percent

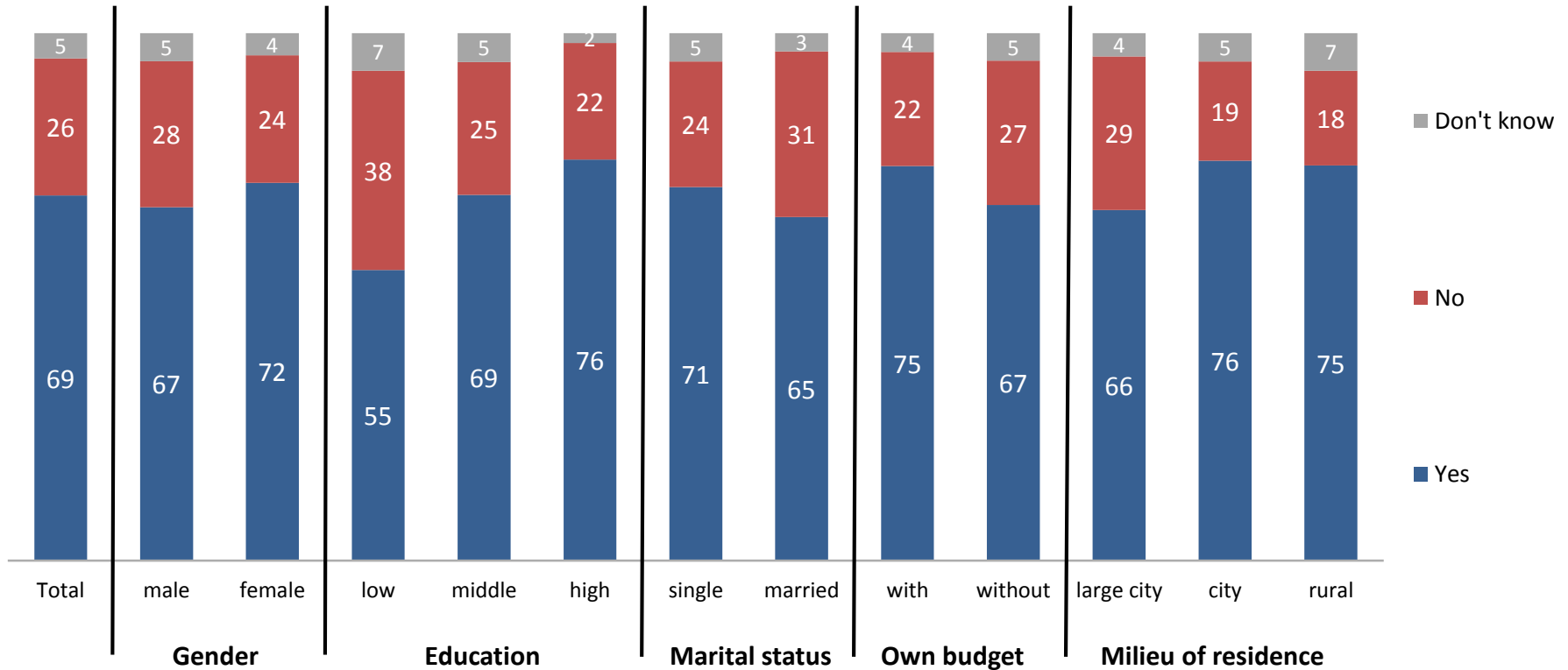
Jordan: Harmony between men and women



Q134: How would you describe the relations between men and women in your country / in your neighbourhood / in your family? (In harmony or in tension?)

Universe: National population, 18 to 30 years/
Values in percent answer "in harmony" /
missing values "in tension" and "don't know"

Jordan: Finding a partner



Q135: Has it become more difficult to find a partner in recent years?

Universe: National population, 18 to 30 years/
Values in percent

Jordan: Finding a partner: men

	Gender		Education			Marital status		Own budget		Milieu of residence			
	Total	male	female	low	middle	high	single	married	with	without	large city	city	rural
Women demand higher financial security	19	19		6	22	16	18	20	19	18	17	24	17
Women no longer accept traditional rules	10	10		21	9	7	11	9	11	10	8	15	15
Women demand new models of partnership	2	2		2	3	1	3	2	4	2	1	8	3
Women have become too demanding	22	22		9	21	35	22	22	22	22	22	25	22
Lack of trust	12	12		13	14	5	13	6	16	11	13	6	12
Other	34	34		49	30	37	33	41	27	37	38	23	30

Q136: Why has it become more difficult to find a partner in recent years?
Multiple answers possible

Universe: National population, 18 to 30 years/
Basis: Men (Q003) that find it more difficult to find a partner (Q135)/ Values in percent

Jordan: Finding a partner: women

	Total	Gender		Education			Marital status		Own budget		Milieu of residence		
		male	female	low	middle	high	single	married	with	without	large city	city	rural
Men are increasingly poor and cannot take care of a family	27		27	15	26	33	28	25	29	26	26	35	24
Men are not ready to accept an educated woman	6		6	9	4	7	6	4	6	5	5	5	7
Men's moral standards are decaying.	16		16	5	15	20	17	12	18	15	16	17	13
Men have become too demanding	13		13	13	13	13	14	12	14	12	10	11	20
Lack of trust	10		10	15	9	10	8	12	8	10	10	5	14
Other	30		30	43	33	18	27	34	25	31	33	26	22

Q137: Why has it become more difficult to find a partner in recent years:?
Multiple answers possible

Universe: National population, 18 to 30 years/
Basis: Women (Q003) that find it more difficult to find a partner (Q135)/ Values in percent

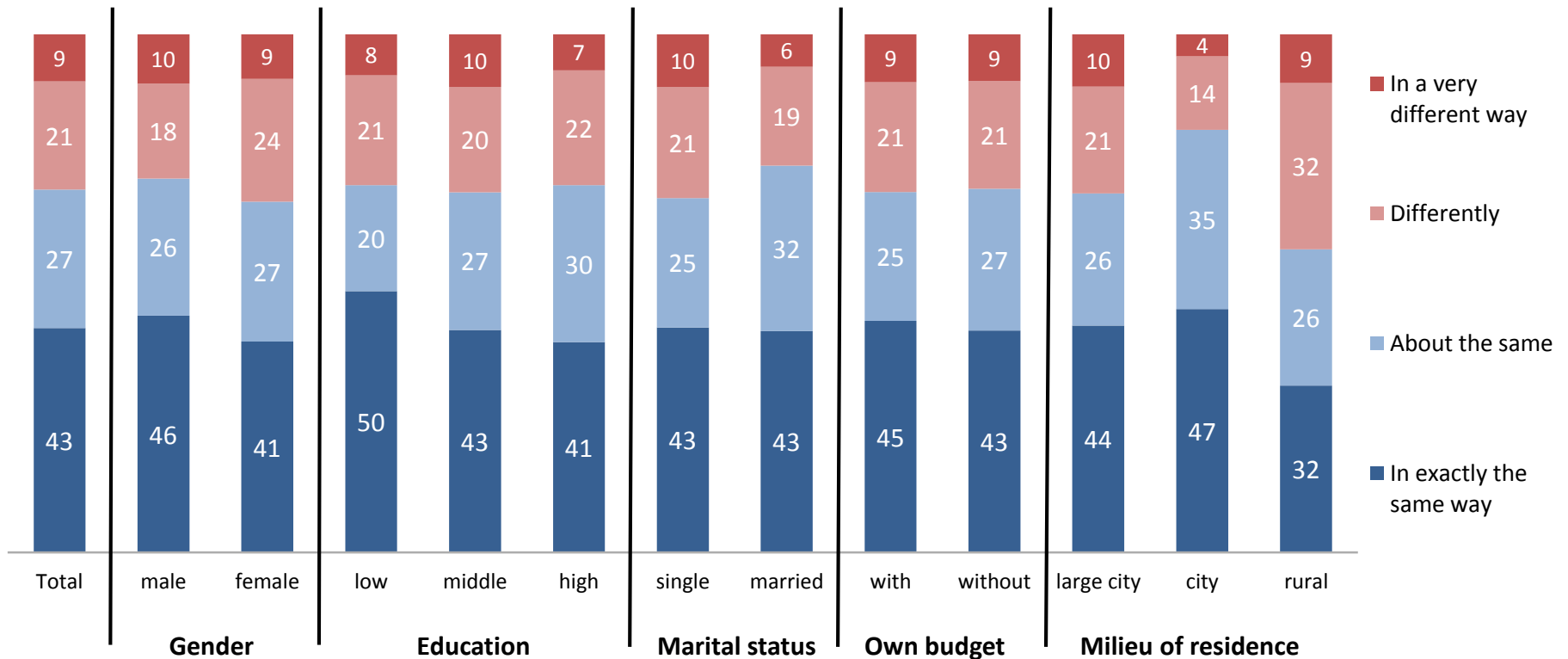
Jordan: Children

	Gender		Education			Marital status		Own budget		Milieu of residence			
	Total	male	female	low	middle	high	single	married	with	without	large city	city	rural
One needs own children	88	87	90	85	89	90	86	93	86	89	89	83	92
One can live happily without children	7	8	7	10	7	7	9	5	11	6	7	11	1
Without children, one definitely is happier	1	2	1	2	2	1	1	1	1	2	1	5	2
Not sure	3	4	2	4	3	2	4	1	2	3	3	2	5

Q138: What about children. Does one need children in order to live a happy life or can one be as happy or even happier without children?

Universe: National population, 18 to 30 years/
Values in percent

Jordan: Raising children



Q139: Would you (or do you) raise your children the same way as your parents raised you?

Universe: National population, 18 to 30 years/
Values in percent

Jordan: Anxieties

	Total	Gender		Education			Marital status		Own budget		Milieu of residence		
		male	female	low	middle	high	single	married	with	without	large city	city	rural
Losing your work	28	36	21	28	30	26	31	21	29	28	27	35	29
Becoming poor	41	44	37	46	43	33	41	41	34	43	40	40	48
Becoming seriously sick	36	36	36	34	39	29	35	37	36	36	37	32	34
Not having friends	22	20	24	19	25	16	23	19	25	21	22	29	19
Being forced to leave your country for political reasons	26	26	27	23	27	26	26	29	32	25	27	33	19
Staying unmarried and single	19	22	16	18	20	16	22	10	23	18	17	25	20
Falling out seriously with your parents	24	23	25	18	27	18	26	17	26	23	24	25	21

Q140: Let's now talk about your anxieties concerning the future. Are you anxious about...

Universe: National population, 18 to 30 years/
Values in percent "fairly / very much"

Jordan: Anxieties II

	Gender		Education			Marital status		Own budget		Milieu of residence			
	Total	male	female	low	middle	high	single	married	with	without	large city	city	rural
Not being as successful in live as your wish	32	34	30	25	36	24	33	29	35	31	33	32	27
Becoming a victim of a terror attack	26	28	23	28	27	22	25	26	28	25	28	19	18
Becoming dependent on drugs	14	16	12	16	15	9	14	12	17	13	14	14	11
Being forced to leave your country for economic reasons	27	31	23	27	28	26	28	26	28	27	29	19	28
Increasing insecurity	28	30	26	29	29	24	28	28	34	26	29	25	23
Armed conflicts threatening your family	20	21	18	18	21	17	18	23	22	19	21	18	13

Q140: Let's now talk about your anxieties concerning the future. Are you anxious about...

Universe: National population, 18 to 30 years/
Values in percent "very much / fairly"

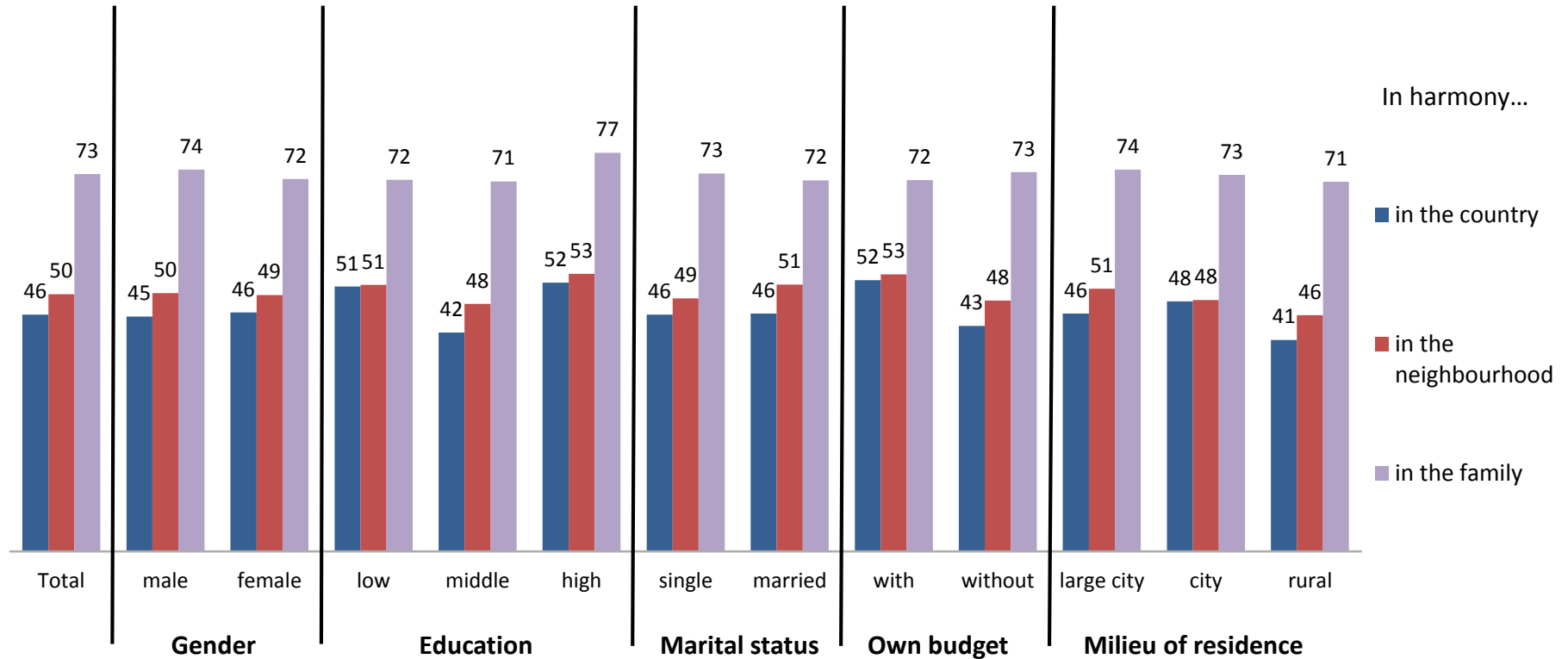
Jordan: Importance of changes

	Gender		Education			Marital status		Own budget		Milieu of residence			
	Total	male	female	low	middle	high	single	married	with	without	large city	city	rural
Changes within the family	70	67	73	74	67	77	69	73	71	70	70	65	75
Social instability	65	61	69	66	65	64	62	71	64	65	65	60	65
Job losses	55	59	51	54	54	60	55	54	59	54	56	58	52
Food shortage	63	59	67	65	61	66	61	65	63	62	62	67	61
Sectarian divisions	42	41	43	46	39	48	40	47	48	40	43	47	38
Increasing separation from the outside world	46	45	48	56	43	49	44	50	52	44	46	53	41
Growing violence	58	56	59	61	56	61	57	61	63	56	58	60	57
Climate change	50	49	51	54	48	51	48	54	56	48	52	45	42

Universe: National population, 18 to 30 years/
Values in percent "(very) important"

Q141: What about changes in your life during the last 5 years. How important are they?

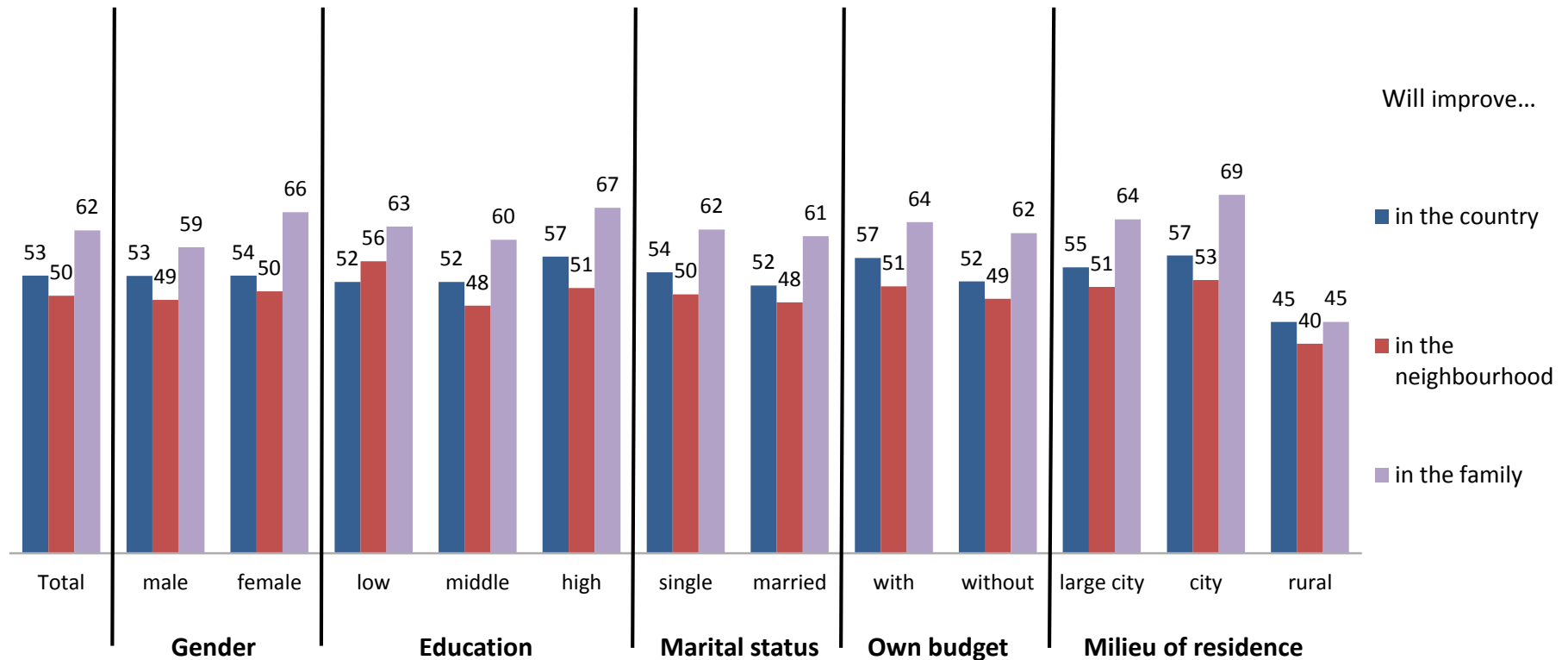
Jordan: Relationship between the generations



Q142: How would you describe the relations between the younger and older generations...?

Universe: National population, 18 to 30 years/
Values in percent "in harmony"
missing values "in tension" and "don't know"

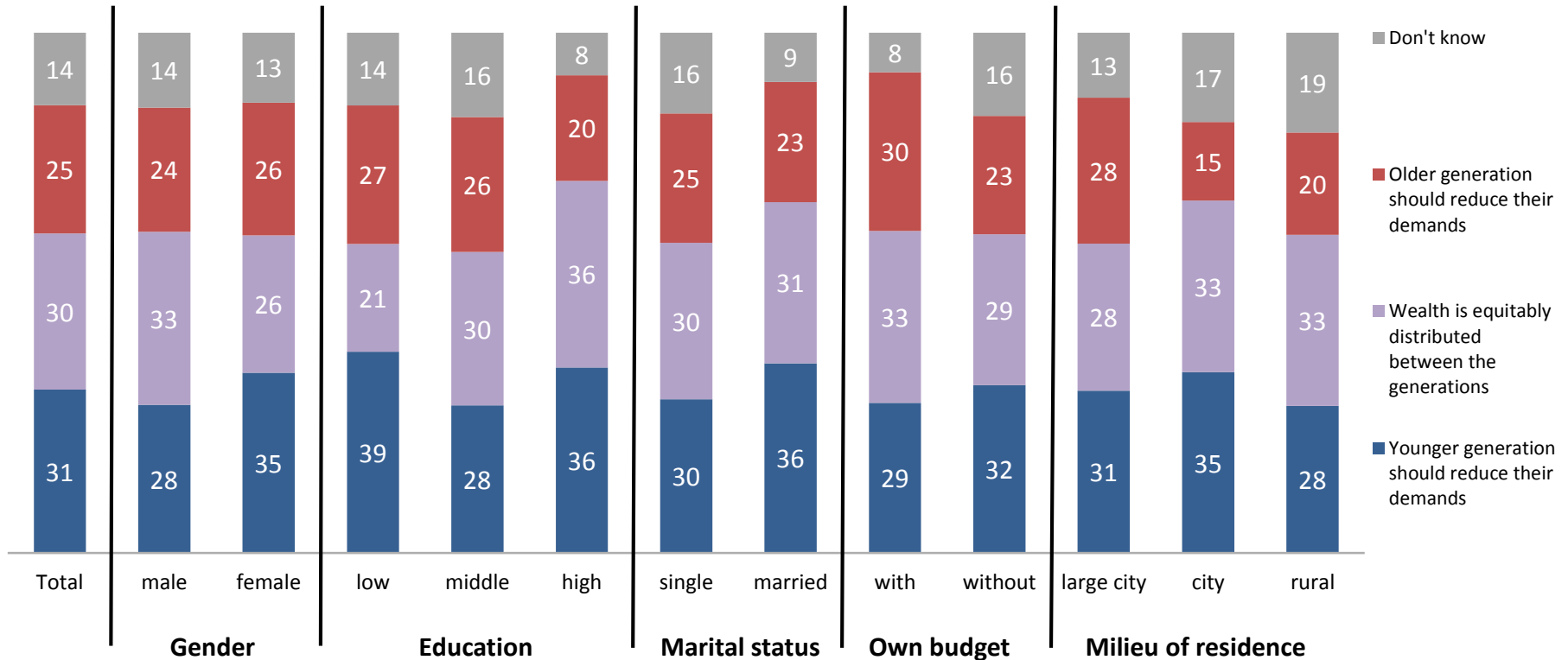
Jordan: Future relationship between the generations



Q143: How will these generational relations develop in the future...?

Universe: National population, 18 to 30 years/
Values in percent "generational relations will improve"
missing values "will remain as they are", "will deteriorate" and "don't know"

Jordan: Distribution of wealth between generations

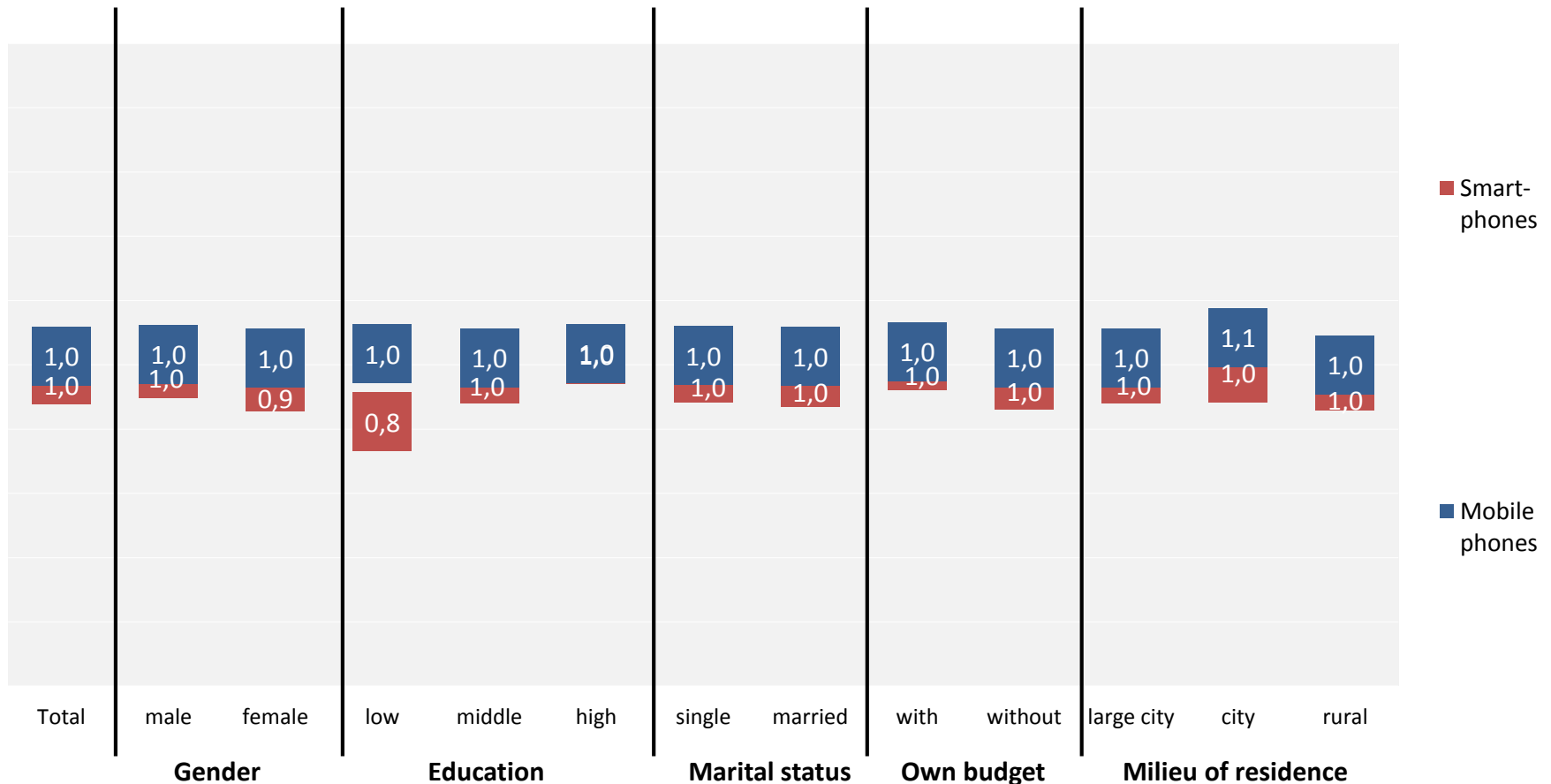


Q144: What about the distribution of wealth between the generations? Which of the following statements corresponds most with your opinion?

Universe: National population, 18 to 30 years/
Values in percent

COMMUNICATION

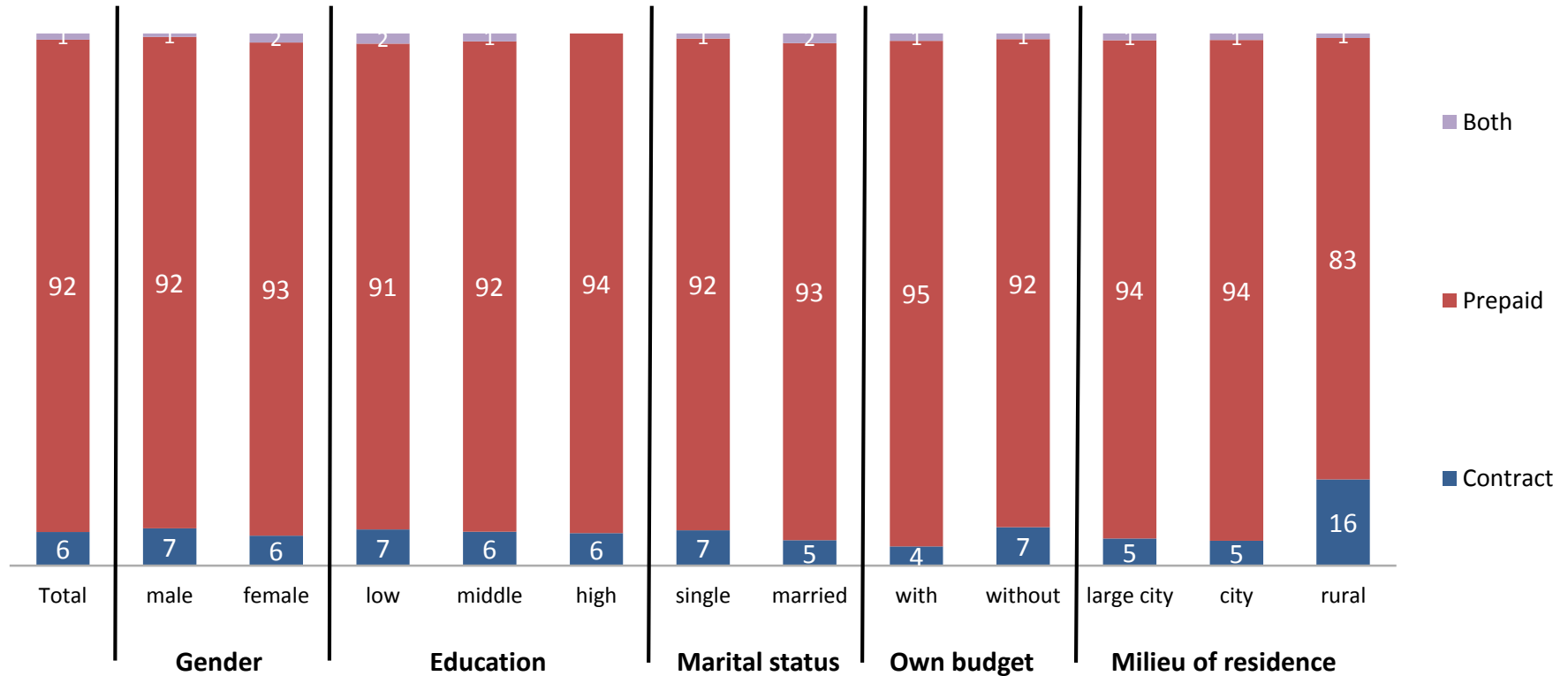
Jordan: Number of phones



Q146: How many mobile phones / smartphones do you currently possess?

Universe: National population, 18 to 30 years/
Average values

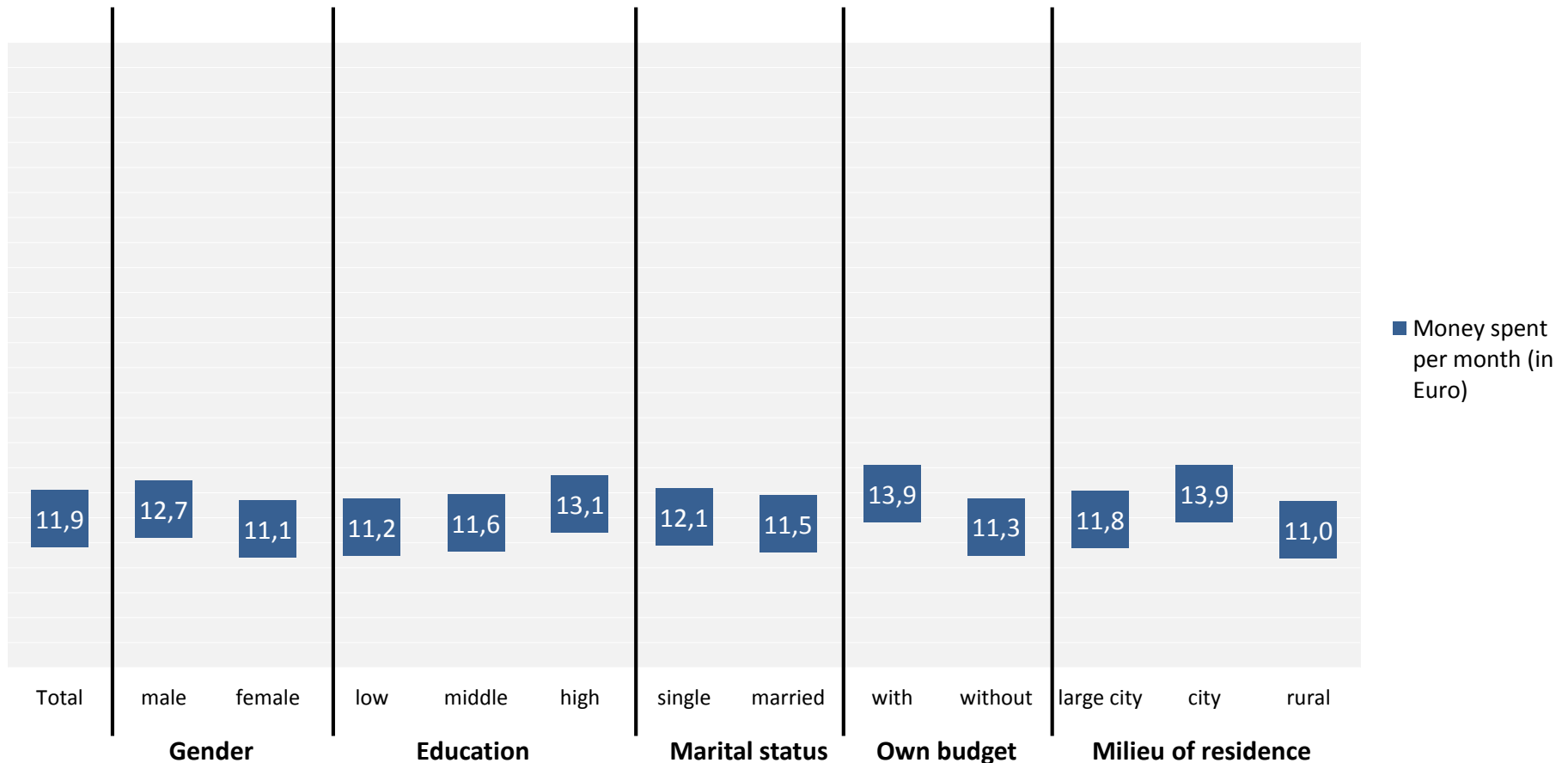
Jordan: Phone contract



Q147: Do you currently possess a contract or do you use prepaid?

Universe: National population, 18 to 30 years/
Basis: Respondents that possess either a mobile or a smart phone (Q146)
Values in percent

Jordan: Money spent on phones



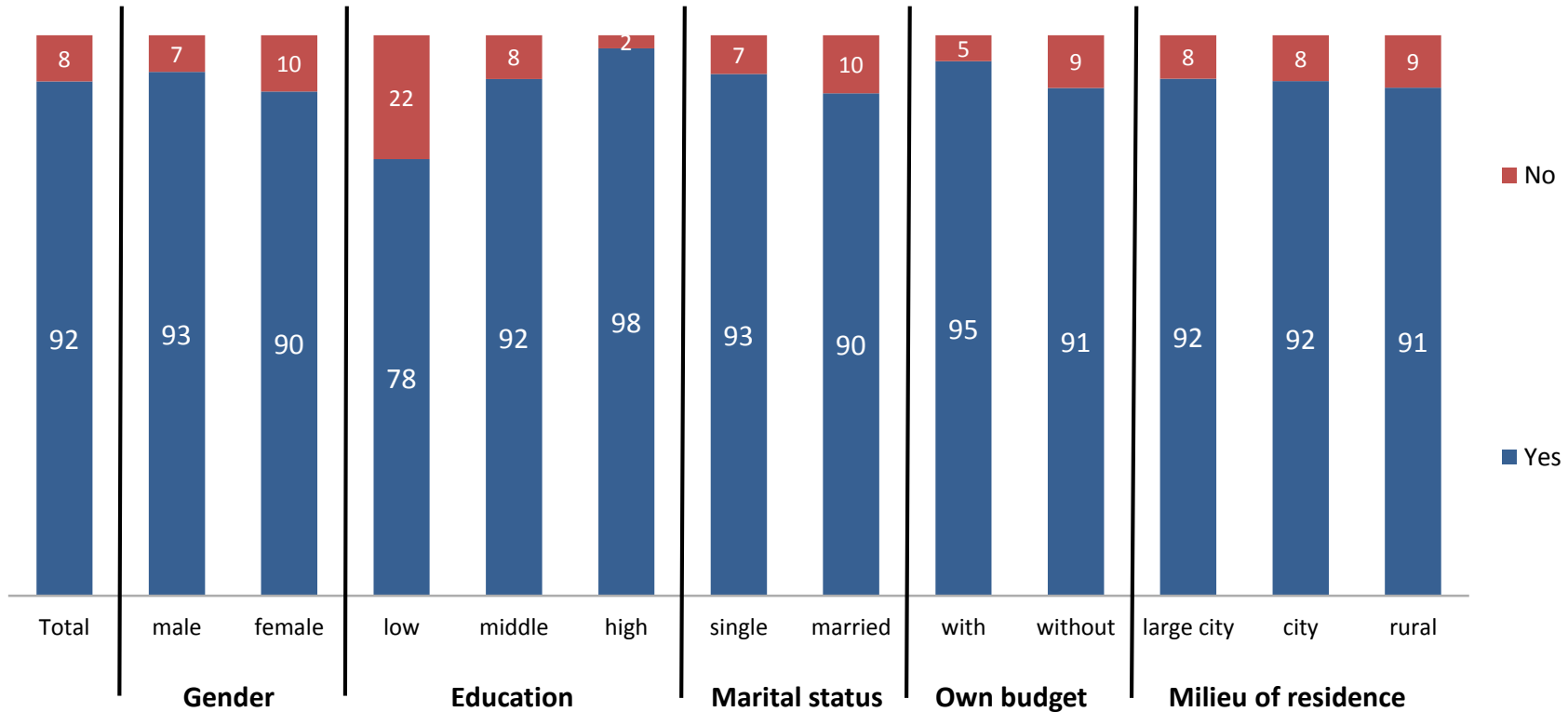
Universe: National population, 18 to 30 years/

Basis: Respondents that possess either a mobile or a smart phone (Q146)

Q148: How much money do you spend for your mobile phone or smartphone per month?

Average values Euro

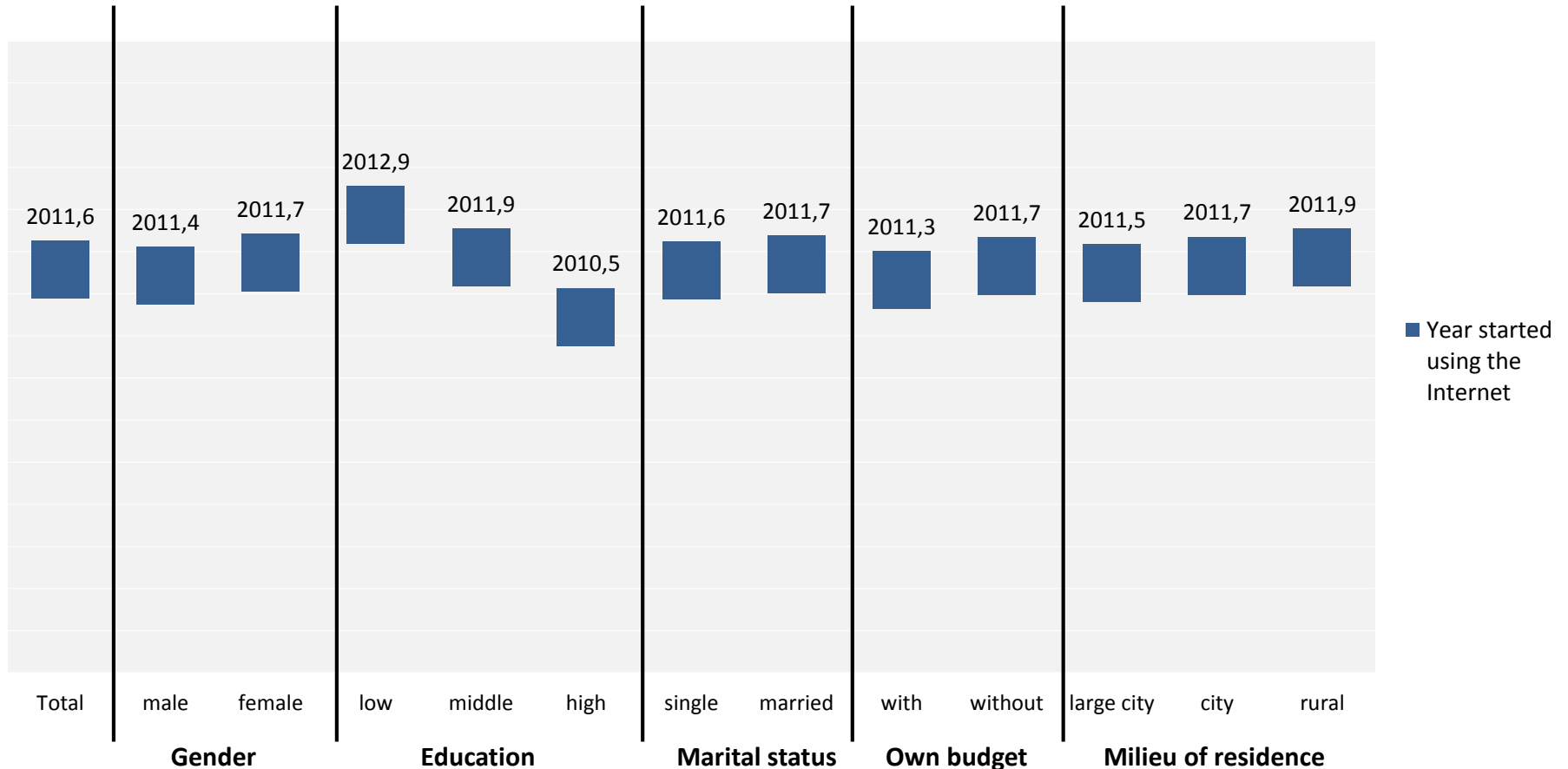
Jordan: Internet usage



Q149: Do you use the Internet?

Universe: National population, 18 to 30 years/
Values in percent

Jordan: Year start using the Internet



Q150: In what year did you start using it?

Universe: National population, 18 to 30 years/
Basis: Respondents that use the Internet (Q149)
Average values

Jordan: Internet usage

	Gender		Education			Marital status		Own budget		Milieu of residence			
	Total	male	female	low	middle	high	single	married	with	without	large city	city	rural
At home	91	90	92	89	90	92	90	93	95	89	90	89	97
At your workplace	35	46	23	43	29	46	32	44	51	30	37	33	29
Via Internet café (cyber)	19	26	11	20	19	19	21	15	30	15	19	23	12
In school/university	12	17	7	7	13	13	14	9	19	10	13	11	8
In shops, cafés, restaurants etc.	20	19	22	3	27	12	26	4	25	19	21	17	21
Everywhere where I have access to the net	40	44	35	28	39	45	44	26	52	36	44	23	29
Other	3	4	1	3	2	2	3	1	3	2	3		4

Q151: And where do you use it?
Multiple answers possible

Universe: National population, 18 to 30 years/
Basis: Respondents that use the Internet (Q149)/ Values in percent

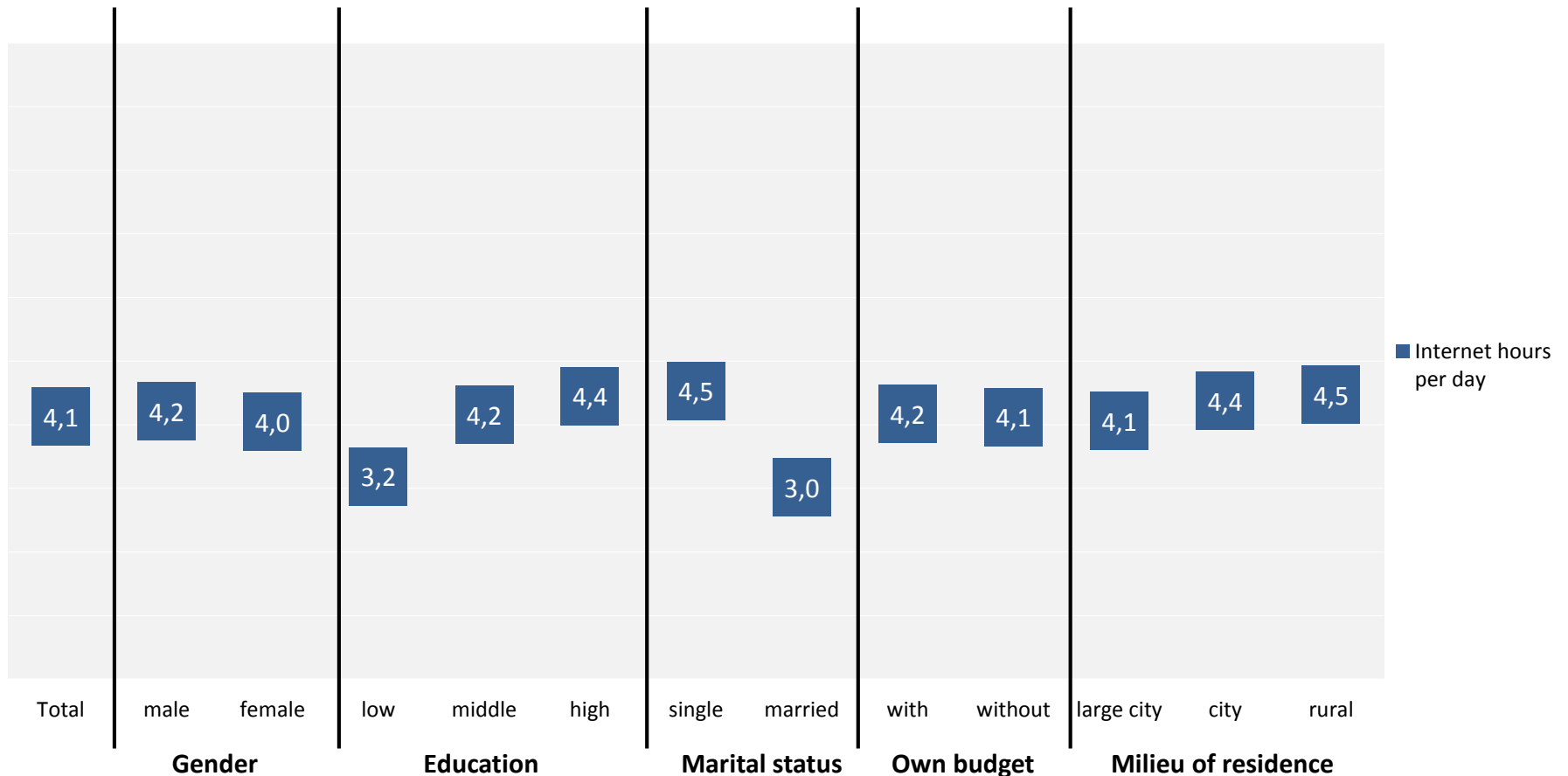
Jordan: Internet usage - devices

	Gender		Education			Marital status		Own budget		Milieu of residence			
	Total	male	female	low	middle	high	single	married	with	without	large city	city	rural
Phone / Smartphone	98	97	99	97	98	98	98	99	96	99	98	97	99
Tablet / iPad	11	12	11	4	12	11	12	10	11	11	11	12	13
Desktop PC	9	13	6	4	9	12	10	8	17	7	9	11	8
Laptop	18	21	14	6	20	17	19	15	24	16	18	19	17
Smart TV	0	1		2	0		0			0	0	1	

Q152: Which devices do you usually use to connect to the Internet?
Multiple answers possible

Universe: National population, 18 to 30 years/
Basis: Respondents that use the Internet (Q149)/ Values in percent

Jordan: Internet usage per day



Q153: How many hours do you use the Internet per day?

Universe: National population, 18 to 30 years/
Basis: Respondents that use the Internet (Q149)
Average values

Jordan: Internet usage

	Gender		Education			Marital status		Own budget		Milieu of residence			
	Total	male	female	low	middle	high	single	married	with	without	large city	city	rural
Facebook	89	95	83	82	89	92	92	83	90	89	91	88	80
Skype	24	29	18	17	22	28	25	19	23	24	25	24	16
Blogs	5	6	4	5	5	6	6	3	5	5	5	5	5
Twitter	15	19	11	16	15	14	17	8	17	14	18	7	10
WhatsApp	91	92	91	89	92	91	91	92	92	91	91	90	90
Viber	28	33	23	29	25	35	30	23	26	29	29	30	21
Instagram	33	38	27	21	35	33	39	15	35	32	35	26	29
None	1	2	0	1	2		1	1	2	1	1	5	1

Q154: Do you use...
Multiple answers possible

Universe: National population, 18 to 30 years/
Basis: Respondents that use the Internet (Q149)/ Values in percent

Jordan: Usage of social networks

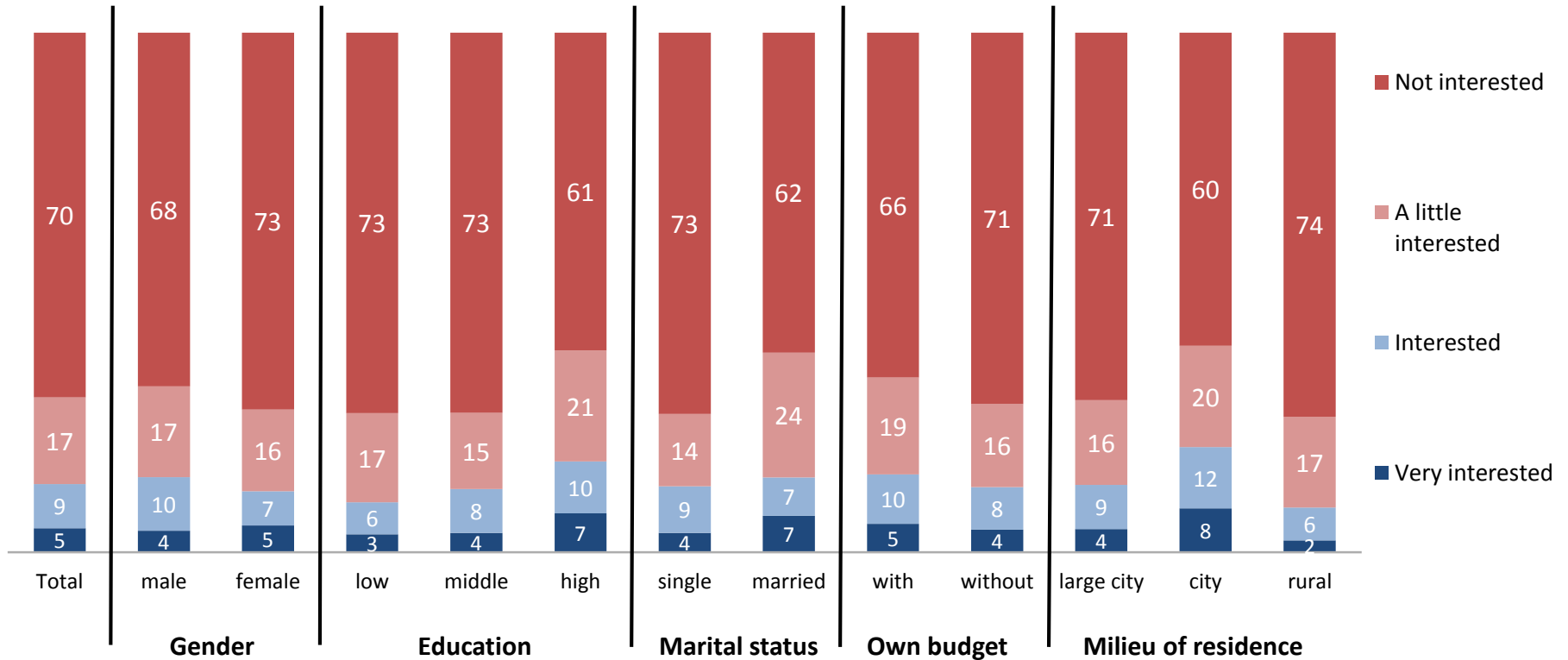
	Total	Gender		Education			Marital status		Own budget		Milieu of residence		
		male	female	low	middle	high	single	married	with	without	large city	city	rural
Share music / videos/ pictures	42	44	40	39	42	45	46	33	55	38	43	39	42
Look for work opportunities	35	35	35	25	33	43	36	31	33	35	37	27	29
Organise meetings with friends	43	45	41	40	44	40	46	33	48	41	42	42	49
Keep in contact with friends and family	65	64	65	51	65	67	67	58	70	62	65	58	71
Look for a possible partner	22	24	20	27	21	22	24	17	25	21	21	30	23
Discuss politics	16	16	16	17	15	17	15	19	15	16	16	26	9
Mobilise friends and other people for politics	17	16	17	15	16	18	16	19	15	17	16	27	11
Actively oppose specific political positions	16	16	15	17	14	18	15	18	17	15	14	31	9
Discuss religious affairs	24	24	23	22	24	24	23	27	23	24	25	25	17
Mobilise friends and other people for religious affairs	25	26	24	23	26	25	25	26	27	25	26	30	17
Actively oppose specific religious positions	18	18	17	23	17	16	17	20	19	17	18	23	12

Q155: How do you use social networks like Facebook, blogs or WhatsApp?

Basis: Respondents that use the Internet (Q149)/ Values in percent answer "Frequently" or "always"

PARTICIPATION

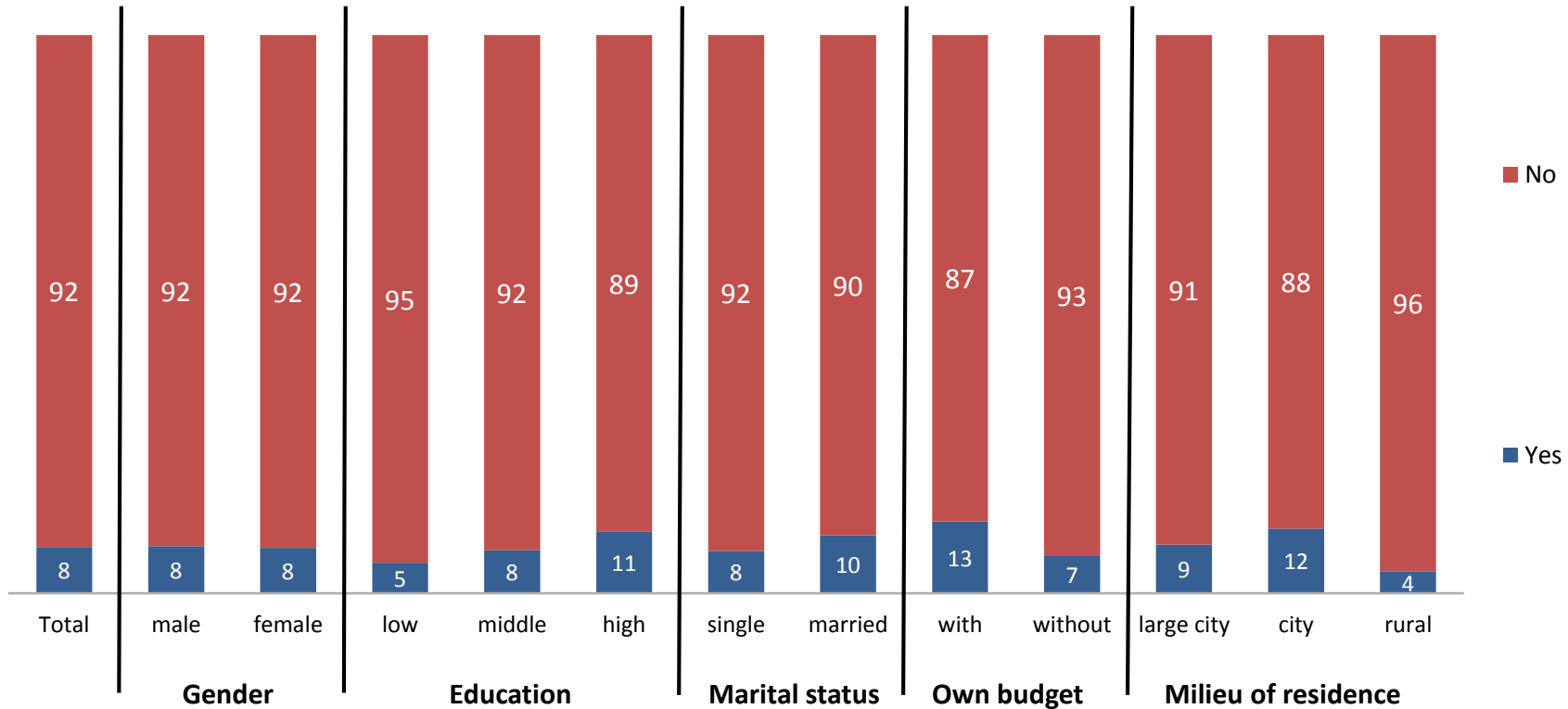
Jordan: Political interest



Q156: Are you interested in politics?

Universe: National population, 18 to 30 years/
Values in percent

Jordan: Political information



Q157: Do you inform yourself actively about politics?

Universe: National population, 18 to 30 years/
Values in percent

Jordan: Sources of information

	Gender			Education			Marital status		Own budget		Milieu of residence		
	Total	male	female	low	middle	high	single	married	with	without	large city	city	rural
Face-to-face	16	16	15	29	13	17	16	16	16	15	15	21	
Mobile	19	16	23	17	20	18	12	33	16	21	21	12	9
Internet	67	70	65	91	60	75	70	60	73	64	65	67	100
TV	62	59	65	47	65	58	55	74	49	69	61	63	65
Newspaper	14	8	20	12	14	13	7	26	8	17	13	16	19
Radio	4	6	2		4	6	5	3	3	5	4	2	9
Other	3	7			4	3	5		5	3	2	4	14

Q158: What sources and means of information are you using?
Multiple answers possible

Universe: National population, 18 to 30 years/
Basis: Respondents that inform themselves actively about politics (Q157)/ Values in percent

Jordan: Political actions considered

	Total	Gender		Education			Marital status		Own budget		Milieu of residence		
		male	female	low	middle	high	single	married	with	without	large city	city	rural
Participate in a demonstration	3	3	4	5	3	3	4	3	4	3	3	6	6
Participate in a strike	3	3	4	2	4	4	4	3	4	3	3	8	4
Join a political party	2	2	2	2	2	2	2	3	2	2	2	2	4
Participate in elections	16	18	14	16	15	18	16	17	21	14	15	20	18
Inform yourself via Internet / Twitter about joining a group	5	5	5	5	4	6	5	6	4	5	5	6	3
Mobilise others via Internet in order to act	7	7	6	4	7	7	7	6	8	6	7	8	6
Boycott buying certain goods	11	12	10	7	12	11	11	12	13	10	10	11	13
Distribute flyers	7	8	5	5	7	6	7	6	6	7	6	7	11
Sign an online petition	4	4	3	3	4	4	4	3	5	3	3	3	7
Engage in an association	5	5	5	6	5	5	5	5	6	5	5	4	5
Act as a sprayer	3	3	2	3	2	2	3	2	3	2	2	4	2

Q159: If there is something that is important to you and you like to be heard or have a political impact, which of the following possibilities would you probably or probably not consider doing? Would you...?

Universe: National population, 18 to 30 years/
Values in percent "probably / certainly"

Jordan: Political actions used

	Total	Gender		Education			Marital status		Own budget		Milieu of residence		
		male	female	low	middle	high	single	married	with	without	large city	city	rural
Participate in a demonstration	2	2	1	2	1	2	2	1	2	1	1	2	6
Participate in a strike	2	2	2	3	2	1	2	1	2	2	1	1	5
Join a political party	0	0	1		1	0	1	0	1	0	0	2	
Participate in elections	14	15	13	6	14	19	14	15	17	13	14	17	16
Inform yourself via Internet / Twitter about joining a group	3	2	4	1	3	6	4	2	3	4	3	1	4
Mobilise others via Internet in order to act	2	2	1		1	3	2	1	1	2	1		5
Boycott buying certain goods	6	6	6	1	6	8	6	7	5	6	5	6	5
Distribute flyers	2	3	1		3	1	3	0	1	2	1		9
Sign an online petition	1	2	1		2	1	2		1	1	1		2
Engage in an association	2	2	2	0	2	1	2	1	2	2	1	3	2
Act as a sprayer	1	1	1	1	1	1	1	1	1	1	1		1

Q160: Which of these options have you already used or participated in?

Multiple answers possible

Universe: National population, 18 to 30 years/

Values in percent "yes"

Jordan: Civic engagement I

	Total	Gender		Education			Marital status		Own budget		Milieu of residence		
		male	female	low	middle	high	single	married	with	without	large city	city	rural
For the interest of the young people	14	15	12	15	13	16	15	11	18	13	12	19	19
For improving living together in my area of residence	12	12	11	9	11	16	12	10	18	10	11	11	14
For organising useful activities in the leisure time of young people	10	10	9	10	8	13	11	6	12	9	9	11	14
For a better and cleaner environment	11	12	10	10	9	16	11	11	17	9	10	16	12
For improving the situation of disabled people	11	13	8	8	10	14	10	12	16	9	10	13	12
For better provisions for and integration of foreign migrants / refugees	8	8	7	7	7	11	8	8	12	6	7	12	9
For guaranteeing safety and order in my area of residence	10	11	8	9	9	12	10	9	14	8	9	13	9
For helping poor and vulnerable people	12	12	12	7	11	17	12	13	20	10	11	16	12

Q161: Do you engage for social or political goals or committing yourself for the benefit of other people for the following topics?

Universe: National population, 18 to 30 years/
Values in percent "frequently"

Jordan: Civic engagement II

	Gender		Education			Marital status		Own budget		Milieu of residence			
	Total	male	female	low	middle	high	single	married	with	without	large city	city	rural
For social and political changes in my country	8	9	7	5	8	11	8	9	13	6	8	12	7
For elderly people who depend on help and support	10	11	9	6	10	12	10	11	12	9	8	16	11
For those who are coming from situations of armed conflicts	5	5	6	4	5	7	5	7	5	5	4	10	4
For the culture and traditions of my country	10	12	8	9	9	13	10	13	13	9	10	12	12
For my religious conviction	10	11	8	5	10	10	9	12	13	9	10	9	9
For equal rights of men and women	8	9	7	6	7	11	9	7	11	7	8	9	6
For other goals and groups	8	8	7	4	7	11	8	8	10	7	8	11	8

Q161: Do you engage for social or political goals or committing yourself for the benefit of other people for the following topics?

Universe: National population, 18 to 30 years/
Values in percent "frequently"

Jordan: Place/ institution of civic engagement

	Gender		Education			Marital status		Own budget		Milieu of residence			
	Total	male	female	low	middle	high	single	married	with	without	large city	city	rural
In a group at school or university	15	15	16	6	17	15	18	9	14	16	14	19	20
In an association	8	8	7	2	9	8	8	7	10	7	7	7	14
In a religious institution	6	6	5	3	6	5	5	7	5	6	4	8	11
As a member of a political party	2	2	2	2	2	1	2	2	3	2	2	4	2
As a member of a syndicate	3	3	3	1	4	4	4	3	5	3	3	6	5
As a member of a youth organisation	9	11	8	2	11	10	11	6	11	9	9	8	16

Universe: National population, 18 to 30 years/

Q162: Where and how do you engage?

Basis: Respondents that ticked frequently or occasionally at least once in Q161/ Values in percent "yes"

Jordan: Reasons for no civic engagement

	Total	Gender		Education			Marital status		Own budget		Milieu of residence		
		male	female	low	middle	high	single	married	with	without	large city	city	rural
There are no or only very few initiatives in my area	45	45	45	34	45	53	46	44	48	44	43	48	59
They are not professionally managed	37	39	34	34	35	43	37	36	41	35	36	33	44
It remains unclear where the money goes	37	41	31	29	37	40	37	36	38	36	37	30	41
It's only for the benefit of a few	35	37	33	27	34	40	35	34	37	34	35	33	38
Only strong men have a say	37	38	37	31	36	43	37	38	40	36	36	46	35
Volunteer work never pays off	28	30	25	32	28	25	27	29	32	26	26	34	31
The government is not supporting it	35	39	31	29	37	34	38	28	44	32	35	42	31
There is no income from that	35	39	31	37	35	35	35	36	40	34	34	37	42
There are no prospects in it	34	37	31	33	34	33	33	36	37	33	32	40	38
My family does not want me to do so	29	26	32	33	28	28	27	33	34	27	28	32	31
I am already struggling to make ends meet	45	50	39	39	42	54	43	47	52	42	46	40	43

Q163: What are practical reasons that you are NOT engaging in social projects?

Basis: Respondents that answered "never" in all Q161 statements/ Values in percent "(strongly) agree"

Jordan: Leisure activities I

	Gender		Education			Marital status		Own budget		Milieu of residence			
	Total	male	female	low	middle	high	single	married	with	without	large city	city	rural
TV	79	74	85	86	78	80	77	84	74	81	78	83	84
Listening to music	34	35	33	30	37	30	39	22	40	32	31	42	37
Watching videos/DVDs	10	10	11	8	11	10	11	10	13	10	11	14	5
Surfing the Internet	52	57	46	29	55	57	59	34	59	50	53	52	49
Doing nothing, just relaxing, hanging out	13	16	9	16	12	12	11	16	14	12	14	8	12
Reading books or magazines	12	8	17	2	14	13	13	10	15	12	12	17	12

Q164: What kind of leisure activities do you engage in most?
Please identify up to 3 activities in which you engage the most during the week.

Universe: National population, 18 to 30 years/
Values in percent

Jordan: Leisure activities II

	Gender		Education			Marital status		Own budget		Milieu of residence			
	Total	male	female	low	middle	high	single	married	with	without	large city	city	rural
Going to the coffee shop	9	13	4	4	10	8	10	5	13	7	10	4	4
Going to the cinema or theatre	3	2	3		3	5	4	1	5	2	4	1	1
Dancing, going to parties	4	2	6	2	4	5	4	4	6	3	4	6	3
Computer gaming	7	9	5	2	8	8	7	8	9	6	8	7	6
Visiting a youth club	6	9	2	1	7	6	7	3	7	6	7	7	1
Practicing sport	16	20	11	13	16	18	17	12	22	14	17	13	13

Q164: What kind of leisure activities do you practice most?
Please name up to 3 activities with the highest frequency during the week.

Universe: National population, 18 to 30 years/
Values in percent

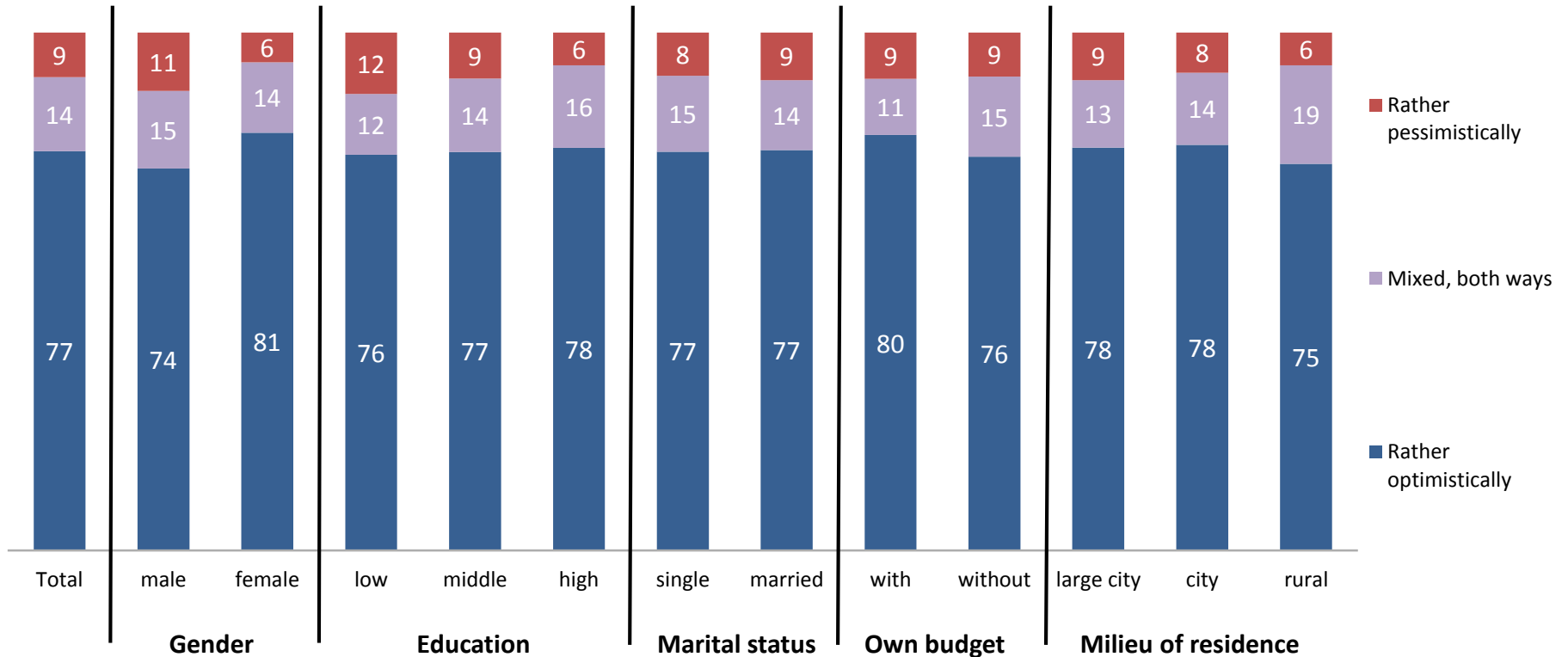
Jordan: Leisure activities III

	Gender		Education			Marital status		Own budget		Milieu of residence			
	Total	male	female	low	middle	high	single	married	with	without	large city	city	rural
Visiting neighbours or relatives	31	30	33	33	32	30	29	39	33	31	33	21	30
Just meeting people	10	14	6	11	9	13	10	10	10	10	11	4	15
Engaging in a project	5	6	3	6	4	5	5	2	3	5	4	4	8
Doing something with the family	26	26	26	34	23	27	23	33	22	27	28	8	27
Shopping	12	8	15	10	11	15	11	13	8	13	13	4	7
Engaging with playing music or play-acting													
Listening to prayers and recitations													

Q164: What kind of leisure activities do you practice most?
Please name up to 3 activities with the highest frequency during the week.

Universe: National population, 18 to 30 years/
Values in percent

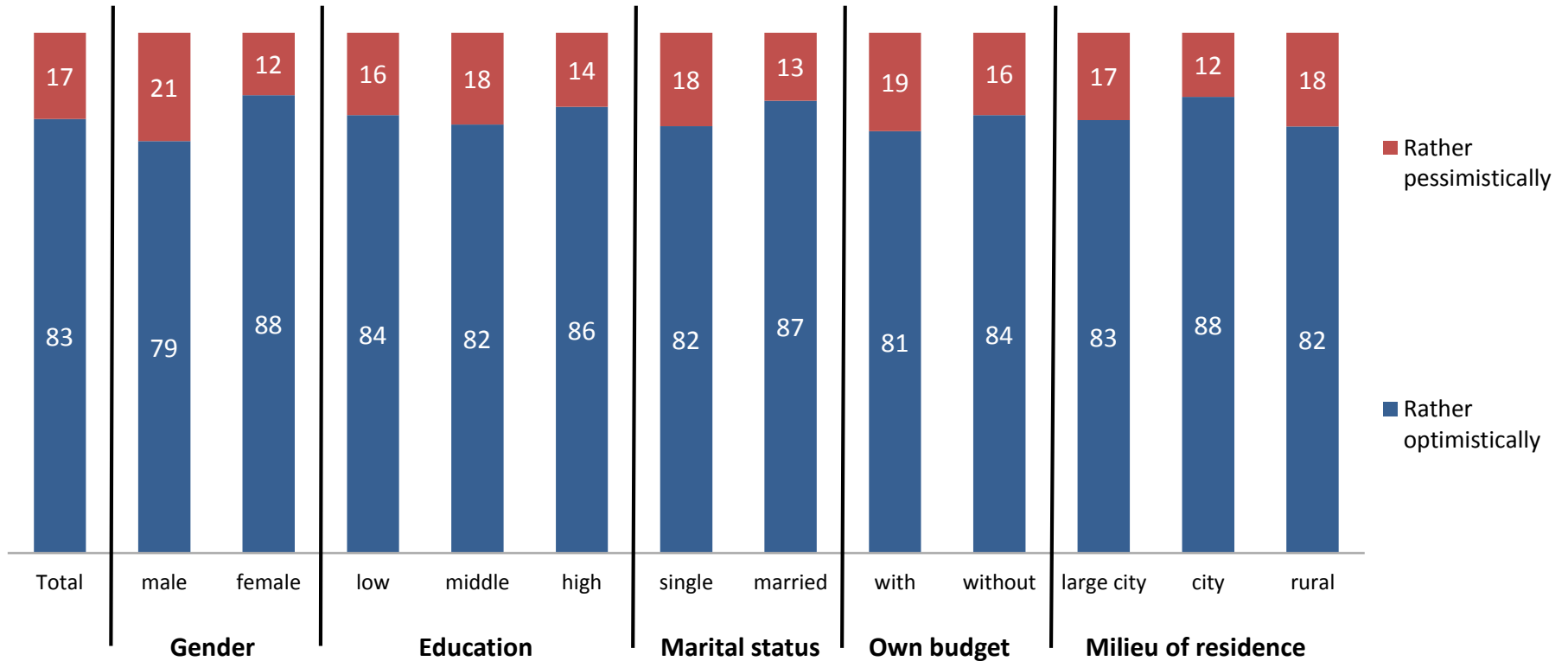
Jordan: Own future



Q165: How do you perceive your own future and personal life?

Universe: National population, 18 to 30 years/
Values in percent

Jordan: Future of society



Q166: And what about the future of our society? Do you perceive it...?

Universe: National population, 18 to 30 years/
Values in percent

STABILITY AND MOBILITY

Jordan: Stability in personal life

	Gender		Education			Marital status		Own budget		Milieu of residence			
	Total	male	female	low	middle	high	single	married	with	without	large city	city	rural
My economic situation	56	50	63	43	57	62	57	55	66	53	57	51	63
Trust in my friends	62	63	62	43	63	71	66	55	71	60	61	59	72
Personal belief in my skills	76	75	77	65	77	80	78	69	82	74	76	70	85
Relations with my family	84	83	85	77	85	87	85	83	87	83	84	80	89
Personal faith in my religion	83	81	84	82	82	85	82	84	87	81	83	76	88
Political situation	51	48	55	52	49	55	51	50	55	50	51	52	53
Prospects to live a fulfilled life	68	64	72	60	67	73	69	66	74	66	69	61	73
Relationship with my partner	68	61	74	61	66	75	60	80	67	68	69	64	68

Q167: In life some things continuously change; others rather remain as they are. To what extent is there stability in the different areas of your life?

Universe: National population, 18 to 30 years/
Values in percent "(rather) stable"

Jordan: Experience of violence I

	Total	Gender		Education			Marital status		Own budget		Milieu of residence		
		male	female	low	middle	high	single	married	with	without	large city	city	rural
Witnessed violence	29	34	24	37	30	21	30	25	28	29	30	20	33
Experienced your house or your means of production being deliberately destroyed	6	6	5	13	5	2	3	10	5	6	6	2	10
Needed to see a doctor as you have been beaten up	4	5	2	7	4	2	4	2	4	4	4	4	6
Been in jail	4	5	3	9	4	1	3	6	5	4	5	2	3
Suffered from hunger	6	7	5	9	6	5	5	8	3	7	6	6	5
Suffered from torture	2	1	2	4	1	1	1	2	2	1	1	2	3
Been injured in an armed conflict	2	2	2	1	2	1	2	2	3	2	1	5	2

Universe: National population, 18 to 30 years/
Values in percent "yes"

Q168: Have you ever...

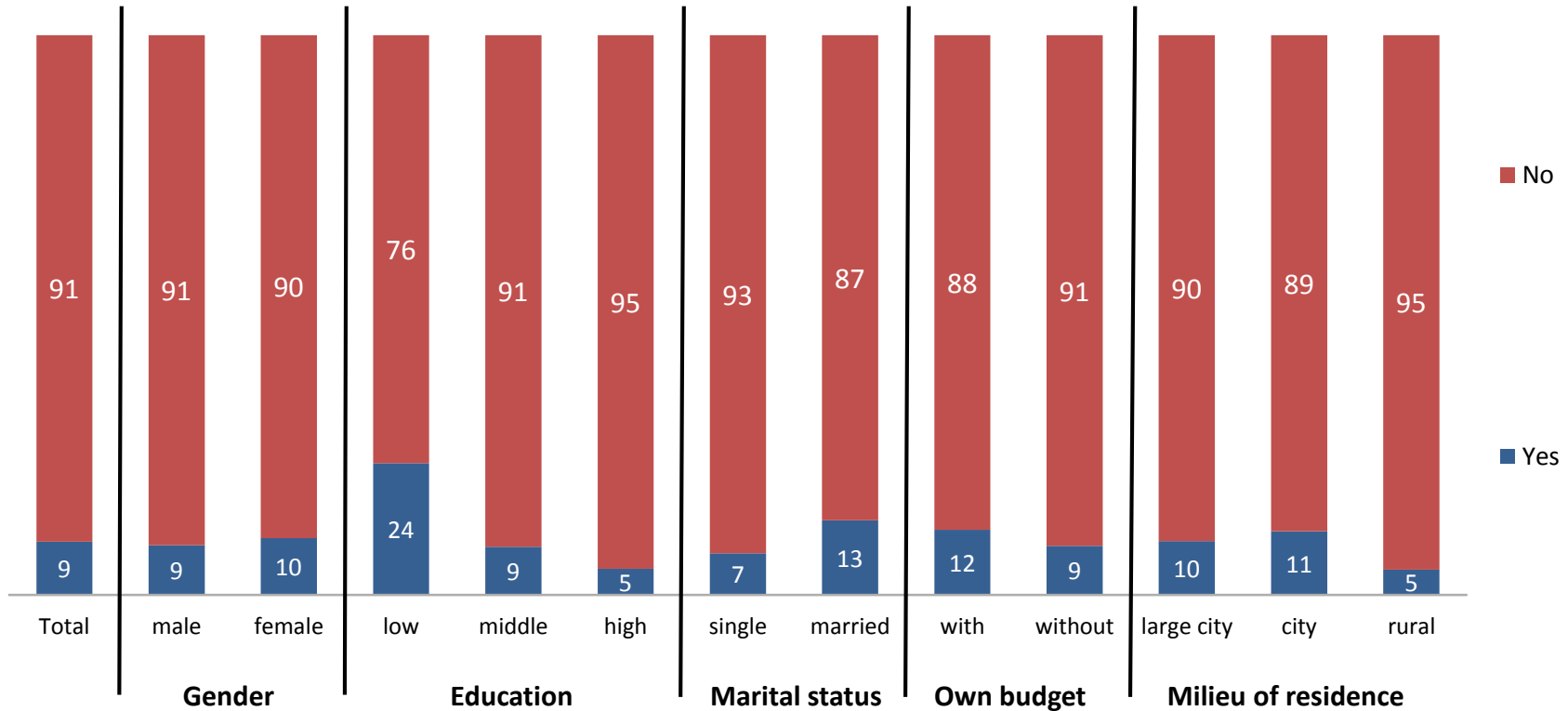
Jordan: Experience of violence II

	Total	Gender		Education			Marital status		Own budget		Milieu of residence		
		male	female	low	middle	high	single	married	with	without	large city	city	rural
Experienced violence within the family	5	4	5	7	5	3	4	5	5	4	5	4	4
Experienced expulsion or displacement	5	4	5	12	4	3	3	8	5	5	5	5	2
Experienced psychological violence	11	11	10	18	11	7	9	14	10	11	10	11	19
Been beaten up several times	5	5	4	7	5	3	4	4	4	5	4	5	5
Experienced sexual harassment (verbally, physically)	4	2	7	3	4	3	4	4	2	5	3	3	11
Joined a demonstration that turned violent	2	3	2	3	3	2	3	1	5	1	2	4	2
Experienced any form of violence	6	5	6	7	6	4	5	6	4	6	4	9	12

Universe: National population, 18 to 30 years/
Values in percent "yes"

Q168: Have you ever...

Jordan: Refugee



Q169: Would you consider yourself a refugee?

Universe: National population, 18 to 30 years/
Values in percent

Jordan: Threats / conflicts I

	Gender		Education			Marital status		Own budget		Milieu of residence			
	Total	male	female	low	middle	high	single	married	with	without	large city	city	rural
If I consider all the violence presented in the media I get sad and depressed	81	79	84	79	79	88	80	86	81	82	80	79	88
In the public space the situation is becoming increasingly tense	72	73	71	74	72	72	71	75	76	71	73	61	78
In order to be able to defend myself I practice a self-defense sport (karate, etc.).	24	28	20	28	22	28	23	29	23	24	23	27	26
Others continuously threaten me	15	16	15	16	15	14	14	17	19	14	14	19	15
I am afraid that armed conflicts will threaten my livelihood and my family	26	28	24	21	26	29	25	29	34	24	26	32	22

Universe: National population, 18 to 30 years/
Values in percent "(strongly) agree"

Q170: Do you rather agree or rather disagree with the following statements?

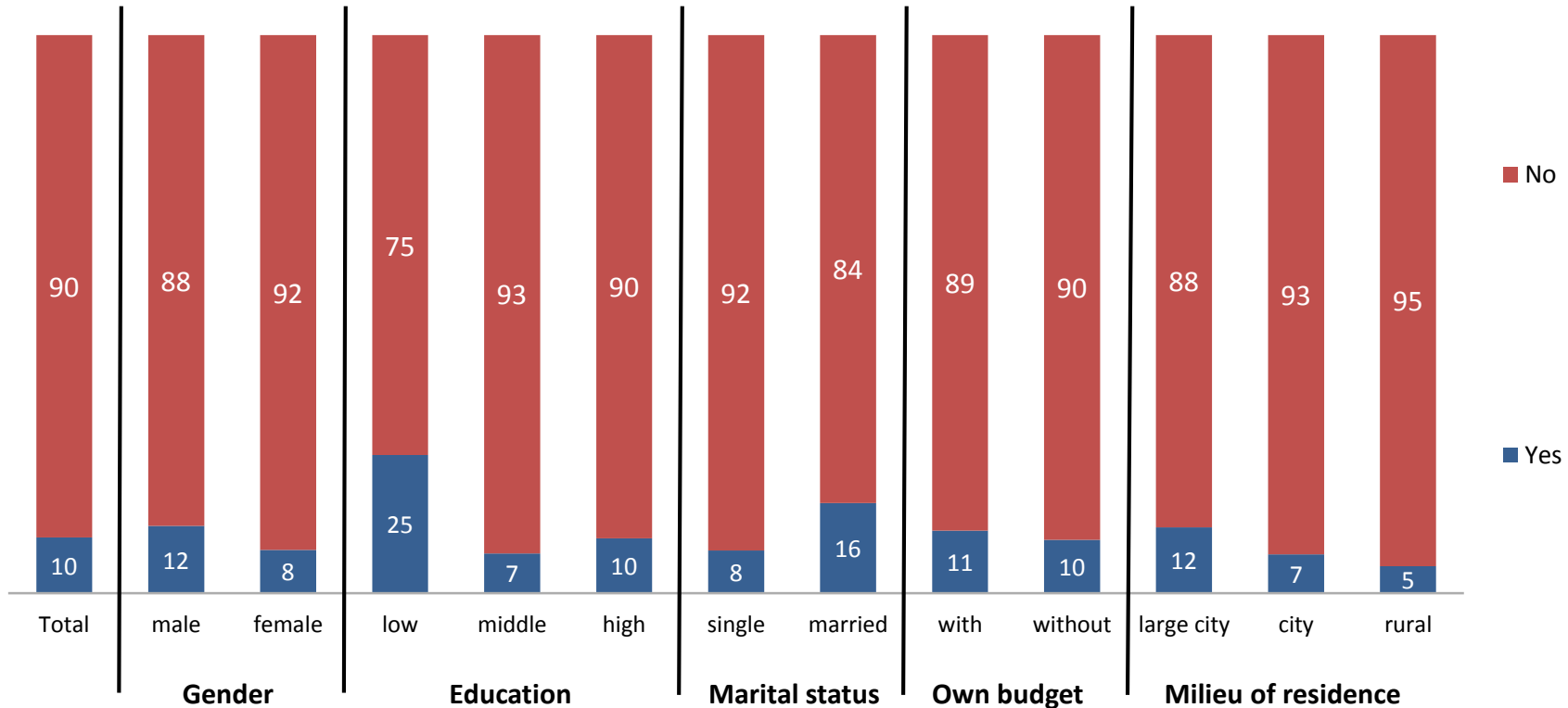
Jordan: Threats / conflicts II

	Total	Gender		Education			Marital status		Own budget		Milieu of residence		
		male	female	low	middle	high	single	married	with	without	large city	city	rural
I believe that the use of violence will only cause further violence	57	59	55	48	56	66	56	61	66	55	59	47	64
I hate violence. I cannot stand it, if people suffer from it	66	67	65	68	65	67	64	70	71	64	67	55	69
In order to defend myself, or my family, the use of violence is legitimate	47	52	42	49	47	46	48	46	51	46	49	39	49
In case of severe conflicts there is no other solution: we have to demonstrate strength, even with violence	44	48	39	50	42	45	43	45	46	43	45	41	40
Women dressing inappropriately should not complain about sexual harassment	51	53	49	59	50	50	49	56	47	52	53	35	54

Universe: National population, 18 to 30 years/
Values in percent "(strongly) agree"

Q170: Do you rather agree or rather disagree with the following statements?

Jordan: Lived outside your own country



Q171: Have you ever lived outside your own country?

Universe: National population, 18 to 30 years/
Values in percent

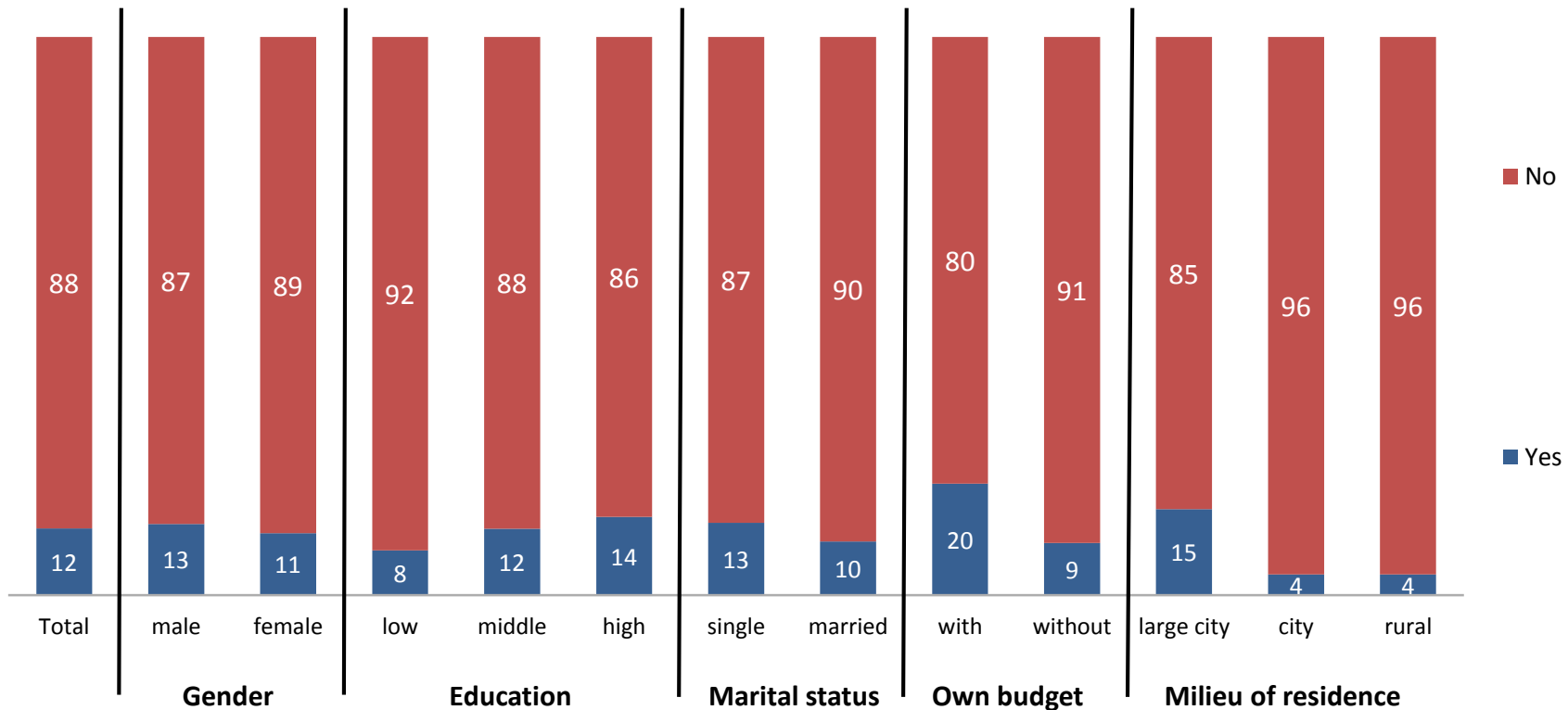
Jordan: Where did you live?

	Total	Gender		Education			Marital status		Own budget		Milieu of residence		
		male	female	low	middle	high	single	married	with	without	large city	city	rural
Gulf	30	32	27	19	37	30	35	25	35	28	30	23	26
Other Arab country	60	56	66	77	51	54	53	67	50	64	60	57	74
Europe	6	9			8	8	5	6	7	5	7		
USA/Canada	3	2	5	4		8	5		4	3	2	12	
Australia													
Asia	1		3		2		2		4		1		
Latin America													
Sub-Saharan Africa	1	1			2			2		1		8	

Q172: Where exactly did you live?
Multiple answers possible

Universe: National population, 18 to 30 years/
Basis: Respondents that lived outside their own country before (Q171)/ Values in percent

Jordan: Family migrated to a different country



Q173: Is there somebody in your family who migrated to a foreign country?

Universe: National population, 18 to 30 years/
Values in percent

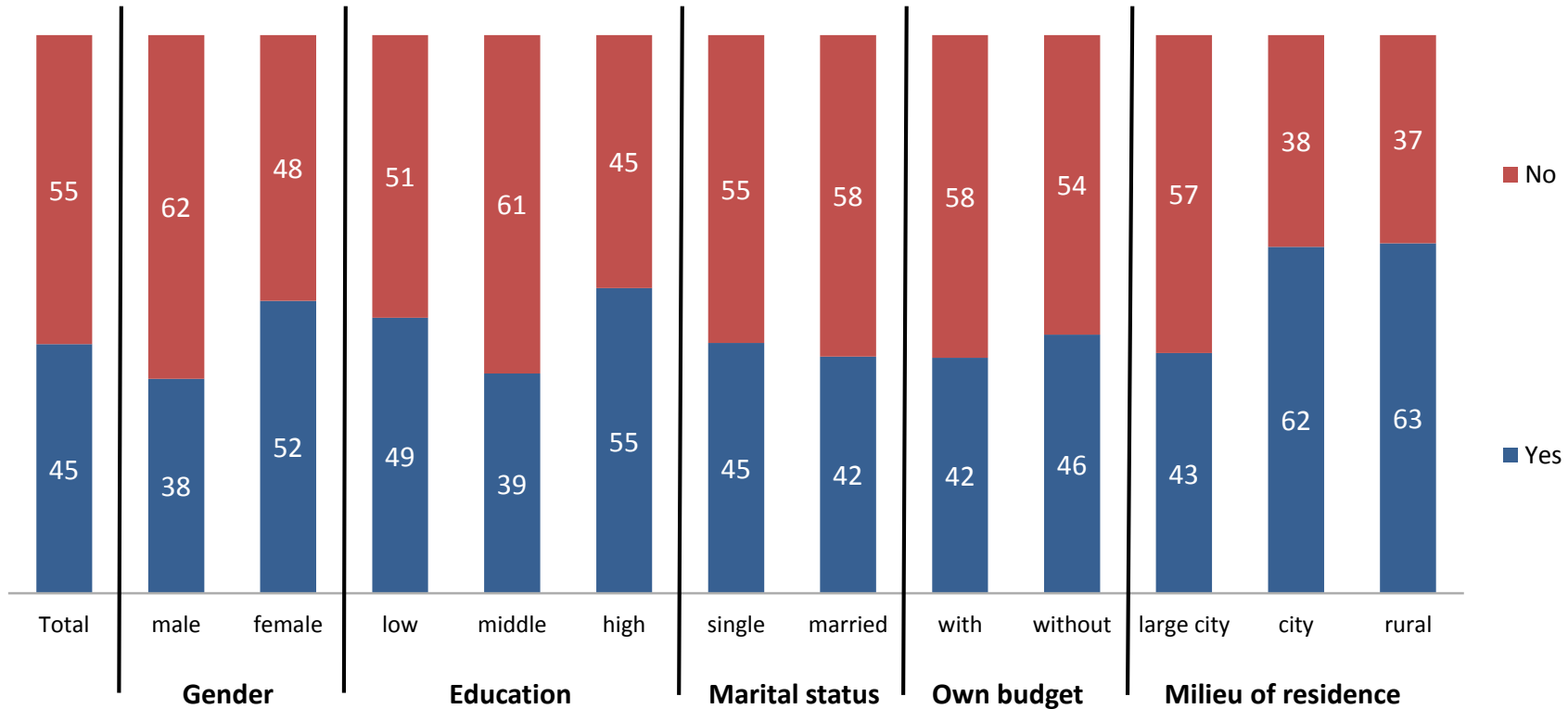
Jordan: Where to did they migrate?

	Total	Gender		Education			Marital status		Own budget		Milieu of residence		
		male	female	low	middle	high	single	married	with	without	large city	city	rural
Gulf	34	38	28	28	29	46	34	34	31	36	31	54	81
Other Arab country	10	7	14	27	6	15	11	8	13	8	11	15	
Europe	19	19	19	7	20	21	17	24	18	20	20	8	
USA/Canada	37	40	32	30	48	15	37	36	38	36	37	38	19
Australia	1	1	2		2			6		2	2		
Asia	5	2	9	22	1	9	6	3	3	7	6		
Latin America													
Sub-Saharan Africa													

Q174: Where to exactly?
Multiple answers possible

Universe: National population, 18 to 30 years/
Basis: Respondents that have a family member that migrated (Q173)/ Values in percent

Jordan: Importance of emigration



Q175: Is this emigration of any importance to you?

Universe: National population, 18 to 30 years/
Basis: Respondents that have a family member that migrated (Q173)/
Values in percent

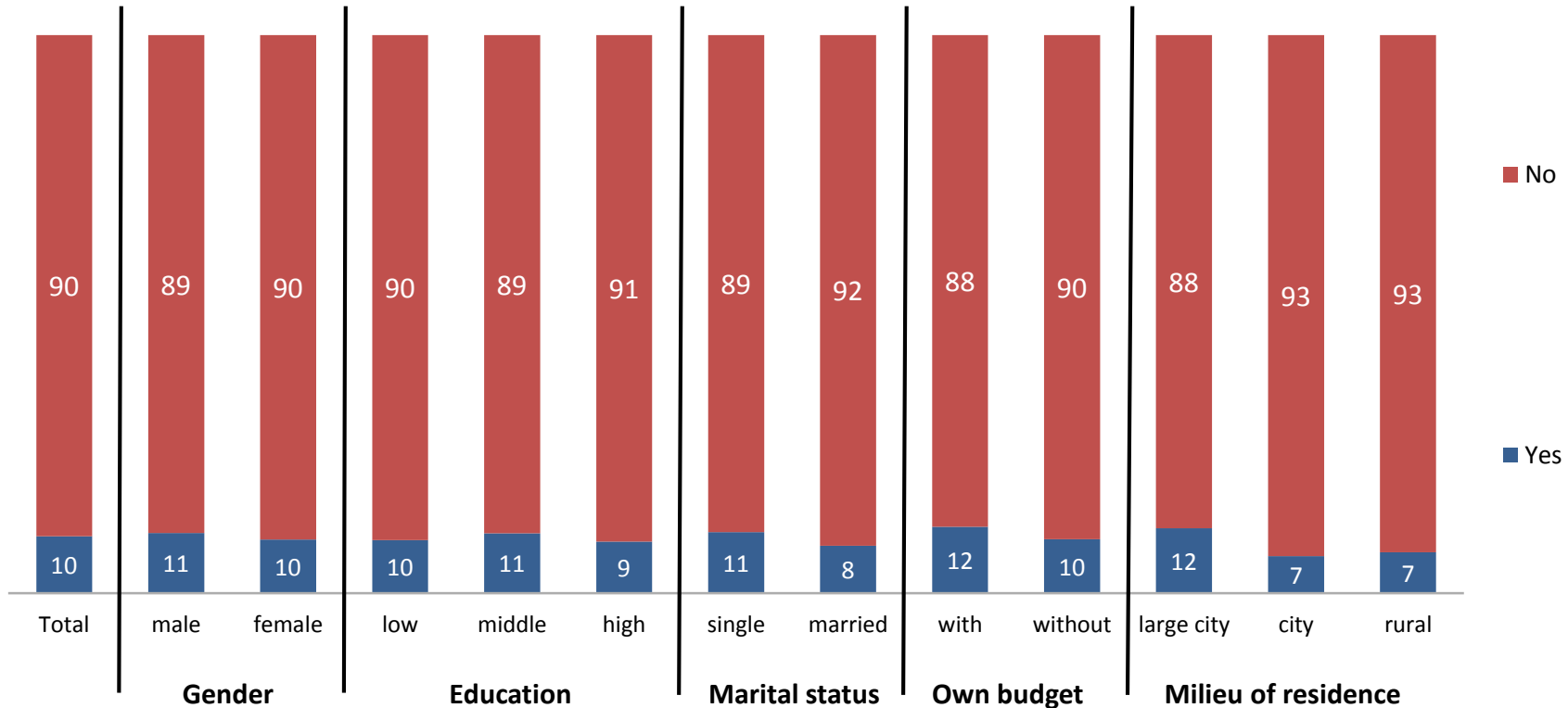
Jordan: Consequences of migration

	Gender		Education			Marital status		Own budget		Milieu of residence			
	Total	male	female	low	middle	high	single	married	with	without	large city	city	rural
I consider it as a loss for my personal life	27	17	36	14	28	28	24	33	30	25	29		31
I profit from the money he/she is sending to us	33	31	34	72	38	15	34	31	12	46	28	75	54
I learned from his / her experiences abroad and decided that emigration is not a goal for me	18	30	8	33	20	13	23		12	23	16	51	15
I am fascinated by the idea of living in a foreign country, and my wish to emigrate has grown	20	22	19	14	12	34	21	19	37	10	23		
My feelings about emigration started to get mixed up	24	29	18	33	20	26	24	23	20	26	18	76	54

Q176: Which of the following statements best reflects your opinion?

Universe: National population, 18 to 30 years/
Basis: Respondents that stated that the emigration was of importance (Q175)/ Values in percent

Jordan: Contact with job/asylum seekers in Europe



Q177: Have you been in contact (by phone, SMS, Skype) with somebody who is trying to find a job or asylum in Europe within the last three months?

Universe: National population, 18 to 30 years/
Values in percent

Jordan: Contact with job/asylum seekers in Europe

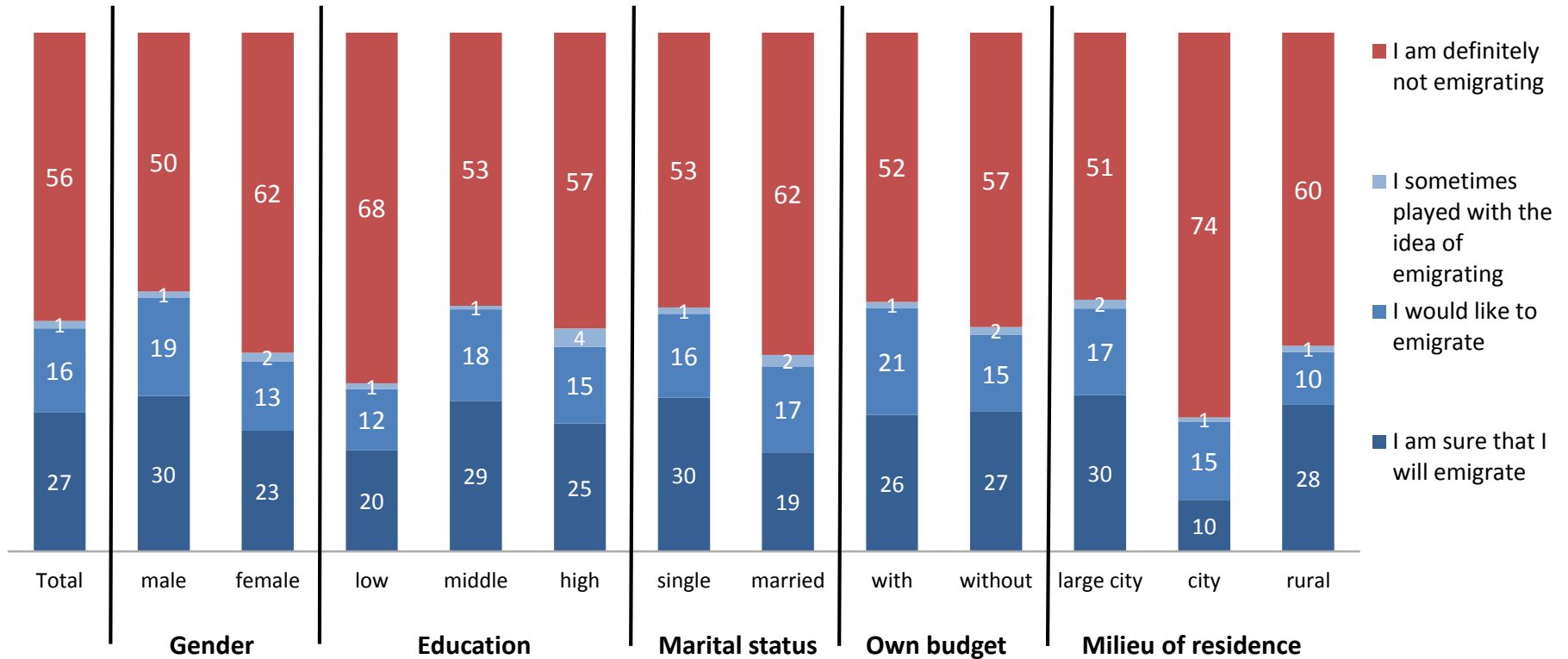
	Total	Gender		Education			Marital status		Own budget		Milieu of residence		
		male	female	low	middle	high	single	married	with	without	large city	city	rural
Family	78	66	92	90	74	82	76	85	58	86	83	51	62
Friends	26	38	11	19	28	21	26	26	41	20	22	40	42
Neighbours	3	5		10	3		3	4	4	3	2	12	
Others	1	1			1		1			1		6	

Universe: National population, 18 to 30 years/

Q178: If yes, who have you been in contact with?

Basis: Respondents that have been in contact with job/asylum seekers in Europe (Q175)/ Values in percent

Jordan: Emigration



Q179: What would best describe your situation?

Universe: National population, 18 to 30 years/
Values in percent

Jordan: Preferred destinations for migration I

	Gender		Education			Marital status		Own budget		Milieu of residence			
	Total	male	female	low	middle	high	single	married	with	without	large city	city	rural
Sweden	22	25	19	18	23	22	22	23	25	22	21	22	31
Spain	21	23	18	5	23	22	23	14	22	21	20	28	23
Belgium	3	2	5	1	4	2	3	6	3	3	3	1	8
Bulgaria	2	3	1	7	2	1	2	3	2	2	2	4	4
Denmark	6	6	5	4	6	5	6	5	6	6	4	12	9
Finland	2	2	1	3	2	1	2	1		2	2		2
France	32	26	39	35	30	36	34	23	31	32	33	19	35
Germany	32	36	27	33	32	31	34	24	27	34	36	7	29
Greece	8	6	11	6	8	10	7	11	9	8	9	3	7

Q180: Recently a lot of people are on their way to Europe. If you were to emigrate what would be your preferred target countries? Multiple answers possible

Universe: National population, 18 to 30 years/ Basis: Respondents at least playing with the idea to migrate (Q179)/ Values in percent

Jordan: Preferred destinations for migration II

	Gender			Education			Marital status		Own budget		Milieu of residence		
	Total	male	female	low	middle	high	single	married	with	without	large city	city	rural
Italy	20	19	23	15	22	18	21	16	17	22	23	12	14
Luxembourg	1	2	0	3	2		1	1	1	1	1		2
Netherlands	3	3	3	8	3	1	3	4	2	3	2	11	6
Portugal	3	3	4	7	2	4	4	2	3	3	2	9	4
United Kingdom	36	36	35	47	36	31	37	30	40	34	36	29	44
Austria	4	5	2	2	4	4	3	5	7	3	4	2	2
Switzerland	14	14	14	16	14	14	13	19	10	16	15	6	23
Other	23	23	25	19	22	28	23	23	24	23	24	24	8
None	2	1	4	5	2	3	2	4	2	2	3	3	

Q180: Recently a lot of people are on their way to Europe. If you were to emigrate what would be your preferred target countries? Multiple answers possible

Universe: National population, 18 to 30 years/ Basis: Respondents at least playing with the idea to migrate (Q179)/ Values in percent

Jordan: Change current situation I

	Gender		Education			Marital status		Own budget		Milieu of residence			
	Total	male	female	low	middle	high	single	married	with	without	large city	city	rural
To leave your family in order to obtain a good professional qualification	39	47	30	26	41	40	43	29	40	38	38	44	39
To leave your family even if you risk your life	17	21	12	18	17	16	17	15	19	16	15	27	16
To accept work that is very much below your qualification	35	42	27	32	36	33	38	27	37	34	34	38	36
To marry somebody from a class that is much above your personal background	36	38	34	34	37	35	42	20	36	36	34	45	42
To marry somebody from a class that is much below your personal background	31	40	22	34	32	30	36	19	34	31	31	38	35

Universe: National population, 18 to 30 years/
Values in percent "(rather) agree"

Q181: In order to change your current situation would you be ready...?

Jordan: Change current situation II

	Gender		Education			Marital status		Own budget		Milieu of residence			
	Total	male	female	low	middle	high	single	married	with	without	large city	city	rural
To accept work in a rural region of your country	49	58	40	44	49	53	53	41	53	48	48	52	58
To accept work in a rural region in an Arab country	42	49	35	40	43	42	46	34	44	42	42	43	50
To accept work in a rural region in Europe	36	44	27	33	35	39	37	31	40	34	36	35	35
To marry somebody with a different religion	16	23	8	14	18	11	17	12	19	15	14	25	22
To marry somebody who is significantly older than you	14	17	11	19	14	14	14	14	16	14	13	22	17

Q181: In order to change your current situation would you be ready...?

Universe: National population, 18 to 30 years/
Values in percent "(rather) agree"